



# NIM COLLECTION

FIRST EDITION

# NIM COLLECTION

FIRST EDITION

*A place's history is a valuable asset,  
part of the fabric of what life there is all about.  
It's about community,  
it's about the story that embraces the past,  
yet evolves to meet future demands.*

Embraced by nature, tranquility, and a kampong spirit that exists few places else, the Nim Collection heralds an exciting new chapter in the rich story of Seletar Hills. A residential enclave that continues a legacy of quality homes, shaped for a new future, inspired by the vitality of the area's burgeoning growth. As the pioneer development in an ambitious masterplan, the Nim Collection offers more than a home. It's a unique opportunity to mould the next chapter into a story that will shape generations to come.



The Nim Collection offers an exciting new mode of Seletar living in a cluster of landed terrace houses, representing Phase 1 and 2 of a 98-unit development. A peaceful retreat from the urban jungle. A cosy life of modern comfort close to nature, surrounded by the area's enduring charms.





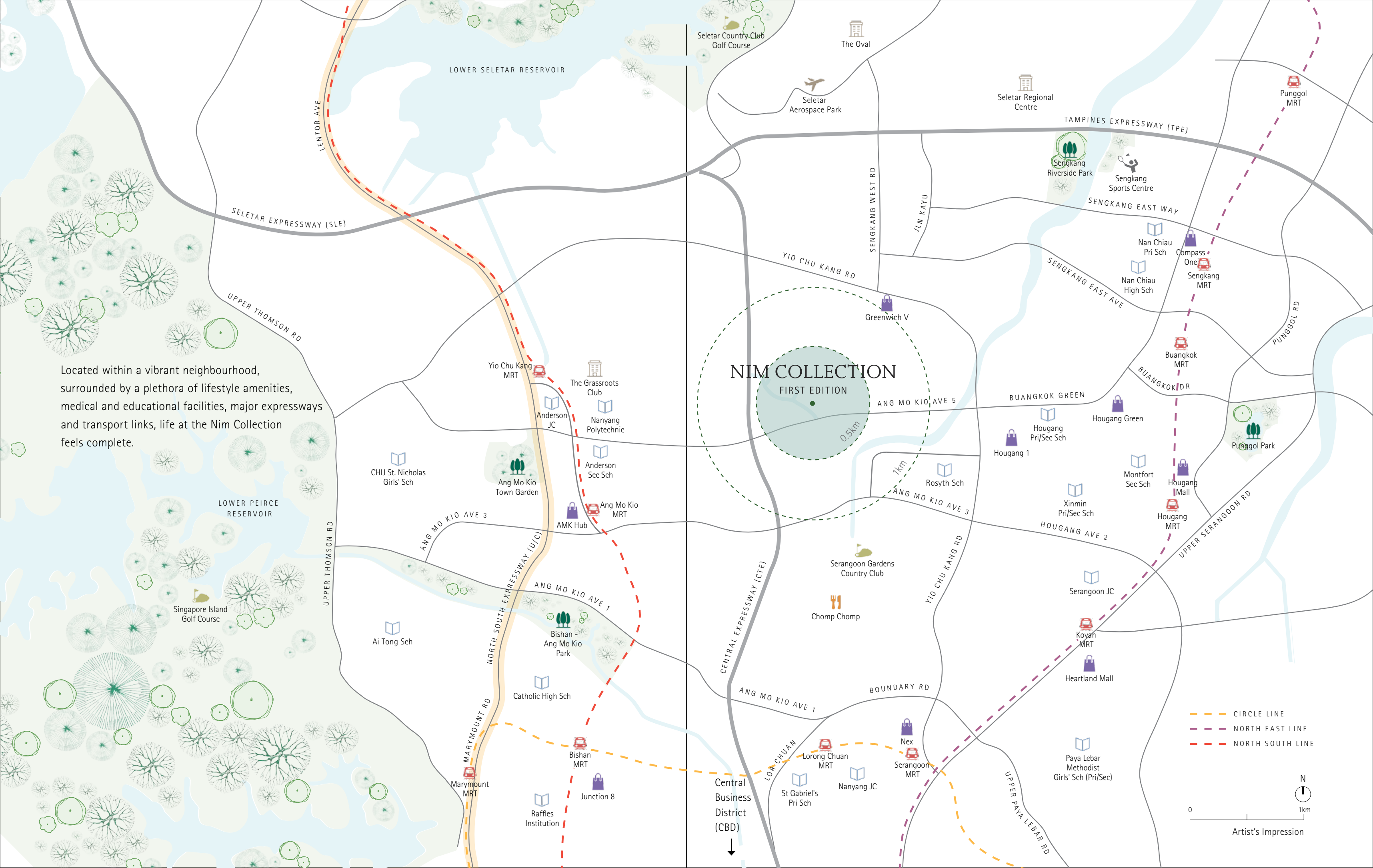


Artist's Impression

Designed to resemble a stacked terrace garden, imbued with a unique rhythmic character.



Located within a vibrant neighbourhood, surrounded by a plethora of lifestyle amenities, medical and educational facilities, major expressways and transport links, life at the Nim Collection feels complete.



- CIRCLE LINE
- NORTH EAST LINE
- NORTH SOUTH LINE



Artist's Impression





Artist's Impression

Just a few steps from inside space to green open space.





Artist's Impression

A precisely angled arrangement maximises light, privacy and views for every home.





The roof of the car porch doubles as an elevated outdoor garden.



## ABOUT W ARCHITECTS

In his relentless pursuit of better design solutions, Mok Wei Wei, Managing Director of W Architects, is behind some of Singapore's most exclusive addresses and pioneering building projects. They include the likes of Morley Road House and The Oliv apartments, and civic and cultural projects, such as the Lee Kong Chian Natural History Museum and the groundbreaking refurbishment of the Victoria Theatre and Concert Hall. For his contribution to design, he was honoured with the President's Design Award in 2007.

Described as "one of Singapore's foremost exponents of Contemporary Modernism", Mok has fostered a unique identity for his architectural practice – one that combines an innate understanding of local heritage and Chinese tradition with modern design needs and urban sensibilities. The result is a portfolio of critically acclaimed projects whose subtle interplay of the traditional and the new is innovative and refreshing.

Mok has translated this approach into a unique design expression for the Nim Collection.

"We designed these houses to have a unique appearance and, at the same time, comfortable spaces to live in. They reflect our belief that both form and function are equally important. The carefully crafted spaces and detailing are kept subtle to allow a perfect canvas in which owners can not only confide in the charms of Seletar, but also reflect their own vision for the place, their sensibilities and lifestyle."

## Architecture + Interior

---

BOLD NEW CONFIGURATIONS OF LIVING SPACE

Nim Collection is one of the first developments to explore the new landed housing guidelines introduced by the URA that allow for greater flexibility in design and configuration of interior space.

W Architects brings ingenuity to the pioneering design of the development's partial four- and three-storey landed terrace houses. Through varying spatial heights and volumes, multiple views, connections to the outdoors on different levels, and the intelligent embrace of natural light and air, residents will enjoy a thoughtful balance of intimate and communal spaces. More warmth, more soul, more functional to the needs of multi-generations living under one roof.

From its well-appointed interiors and quality finishes to its distinctive angular geometry, punctuated by multi-level gardens, the development encapsulates everything you love about Seletar in a home designed for its time.





Actual Photo Taken

An open and relaxing space for unwinding and entertaining, accentuated by double-volume height.



Actual Photo Taken





Actual Photo Taken

Beautifully spacious, light-filled homes, some with private pool.





Actual Photo Taken

A private space for work or study.





Actual Photo Taken

Rooms to delight every member of the family.



Actual Photo Taken

Spacious children's room.



Impression Only

The sanctuary of the master bedroom.





A beautiful composition of well-crafted details and thoughtful configurations of space designed for flexible usage.



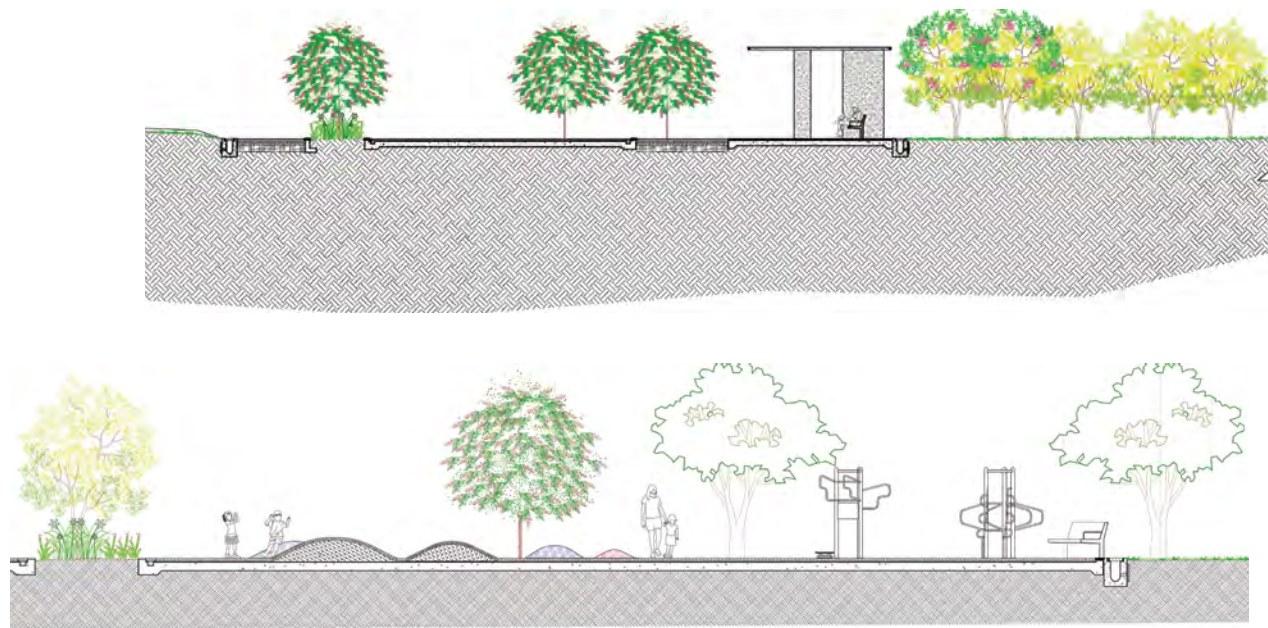
A cross-section of the interior and exterior layout of a typical Terrace House

The design creates a double-volume living and dining space with a view out to the car porch roof garden, which is also accessible from the mezzanine floor. The open-plan design on the ground level enables cross ventilation throughout. A courtyard at the heart of the 2nd and 3rd storeys provides light, ventilation and visual connection between the bedrooms, leading up to a rooftop garden on the attic level.



The  
Green Heart  
of your  
Community

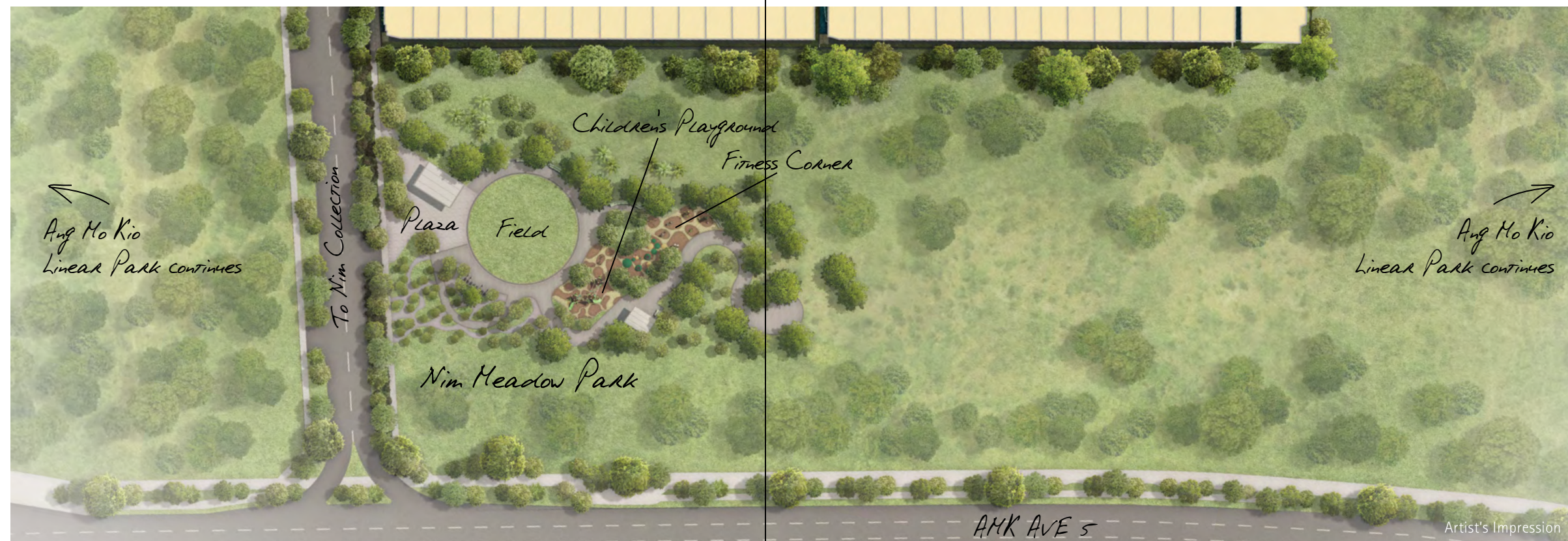




## A unique space for everyone

Enjoy the open space of Nim Meadow Park, a 100m-wide linear park that stretches along the front of the estate and joins with the nearby Ang Mo Kio Ave 5 Park Connector, a scenic walking and cycling route that extends northeast towards Punggol Park and Waterway.

The linear park is where you can indulge in the simple pleasures of life in commune with nature. A place to catch your breath after a busy day at work, to socialise with neighbours, walk the dog, let the kids out to play, or exercise your green fingers. A vital place to relax, connect and nurture your well-being.



Live alongside a 100m-wide linear park.





Rediscover the freedom of the outdoors.





Find the perfect spot for a picnic.





Go for a morning walk or run.







Enjoy health and happiness in the fresh air.



## The Neighbourhood

---

LIFESTYLE, NATURE AND COMMUNITY



Seletar echoes the Singapore of a gentler time, a refuge of peace and quiet sited on the threshold of an exciting future shaped by the development of the Seletar Regional Centre, destined to become a major business hub in Singapore's northeast.

In the midst of this, the Nim Collection enjoys a neighbourhood of serene tree-lined streets that connect you in minutes to major expressways. Where daily essentials are well within reach at a variety of suburban malls. Where Seletar's iconic colonial bungalows beckon with a slew of unique spaces to meet and eat. And where you can escape to nature anytime just beyond your front door, or at nearby waterways, parks and nature reserves.



## WELL CONNECTED

Tranquil yet accessible



The Nim Collection offers the best of both worlds, cosseted from the urban rush, yet within minutes of several major expressways, including the upcoming North-South Expressway (NSE) that will significantly cut travel time to the city during peak hours. Dedicated express bus lanes, walking and cycling paths are also planned to run alongside the NSE, providing options for those who prefer a greener commute.

Greenwich V	————	5 mins
AMK Hub	————	8 mins
Seletar Aerospace Park	————	10 mins
Seletar Regional Centre	————	12 mins
Orchard Rd	————	15 mins
CBD	————	24 mins

Estimated time taken to reach destination (drive).  
Subject to traffic conditions.





## HERITAGE VIBE

Hidden spot to dine and socialise



Lots of options for catching up and dining out.

Savour a nostalgic slice of Singapore's colonial past at The Oval, the epicentre of the Seletar Aerospace Park community. Here, black and white bungalows that once housed British Royal Air Force personnel and their families have been transformed into a buzzing dining scene with cafes and restaurants of every culinary persuasion, all in your backyard.

You might even find yourself beneath the shade of one of several Broad-leafed Mahogany or Rain Trees in the area that have been designated Heritage Trees, witnesses to life here since the earliest days of the Seletar Airbase.







In the wings of Singapore's expanding aerospace community.

The Nim Collection will enjoy all the advantages of the future Seletar Regional Centre, the fourth regional centre in Singapore. Envisaged as a major business hub for people living in the north and northeast of the island, it is expected to create a vibrant landscape of new employment opportunities and bring workplaces closer to home.

Alongside the Seletar Regional Centre, the Phase 3 development of Seletar Aerospace Park is expected to create 10,000 jobs for highly skilled professionals, expanding its current global aerospace community that includes leading industry players such as Eurocopter, Rolls-Royce Group and ST Aerospace.

## OPPORTUNITY

The north's emerging business hub



New jobs and growth opportunities at hand.






Scenic jogging and cycling trails.

## RECREATION

From farmways to waterways



An endless stream of fun and relaxation.

You're never far from Singapore's wild side. Enjoy days out at Seletar Reservoir or Punggol Waterway Park, pleasant escapes for hours of leisure where you can go fishing, kayaking, cycling, or simply soak up the scenic views. Also in the vicinity is the Punggol Promenade Nature Walk, where you can meander along a

2.4 km trail, and hop on over to Coney Island to enjoy the sight of the island's diverse wildlife in their natural habitats. Not to mention Seletar West Farmway, reminiscent of kampong life. With so much to choose from, getting back to nature can be a frequent family affair.






Close to several schools.

## CONVENIENCE

Close to amenities for your every need



Well placed to accommodate different lifestyles.

At the Nim Collection, you're in close range of a multitude of essential amenities. A variety of malls, including Greenwich V, AMK Hub, Waterway Point, Compass One and Seletar Mall, offer convenient access to retail outlets, supermarkets, eateries, banks and entertainment facilities.

Every education level is catered for with primary and secondary schools, junior colleges, polytechnics and a private university in the surrounding area, making this an ideal address for families.



Phase 1

---

PLANS





PHASE 1 PHASE 2



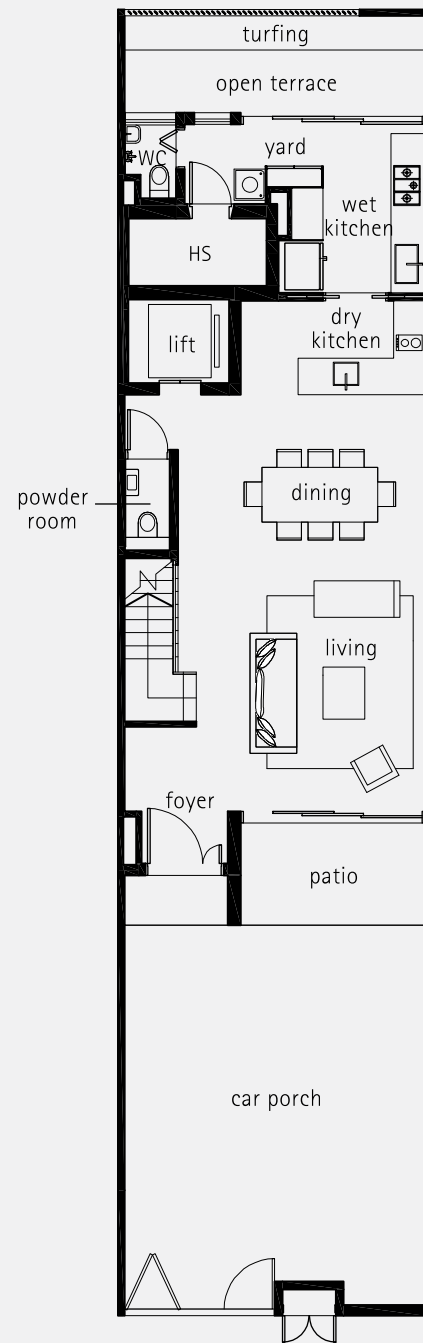
Artist's Impression



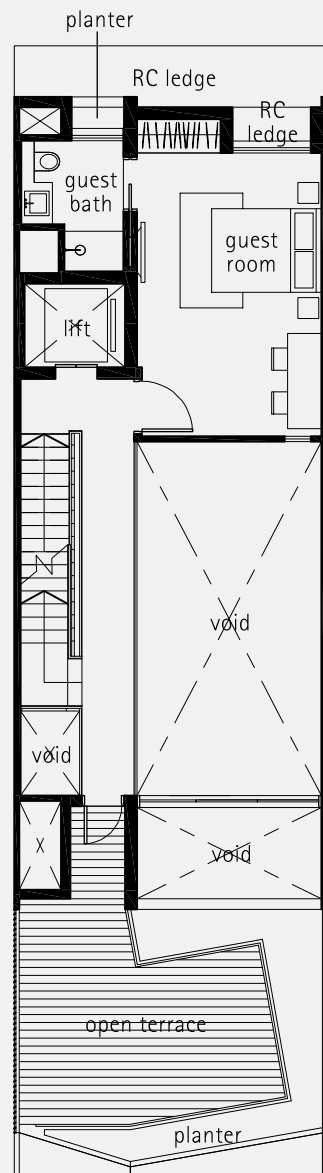
# TYPE A INTERMEDIATE TERRACE

House No. 3, 6, 10, 14, 18, 22 Nim Rise

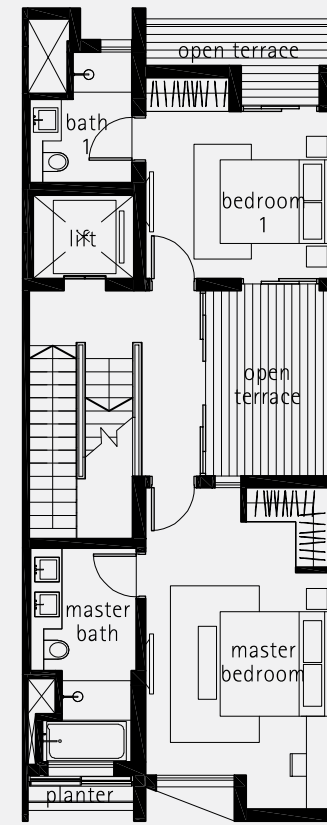
PHASE 1



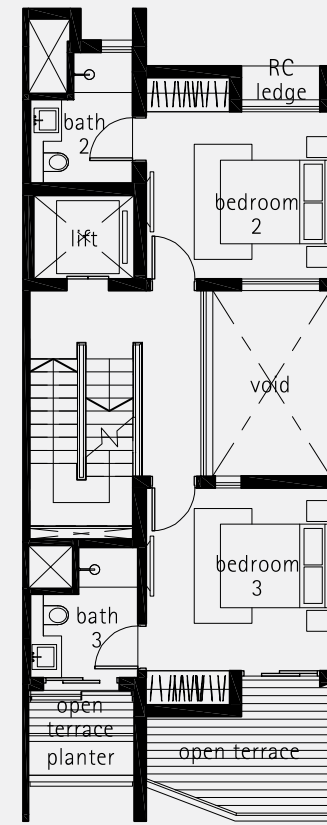
1st storey



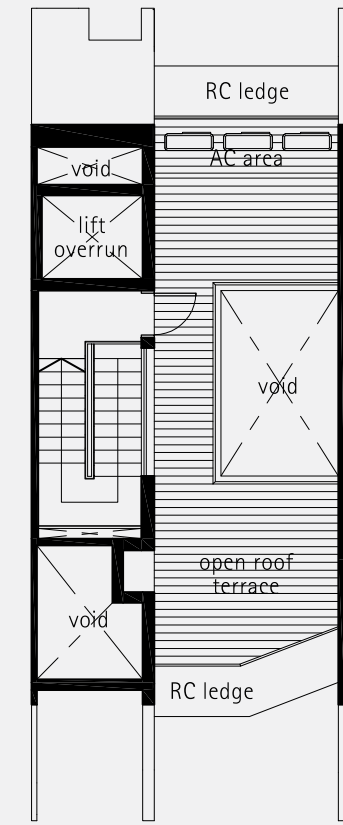
1st storey mezzanine



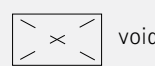
2nd storey



3rd storey



attic

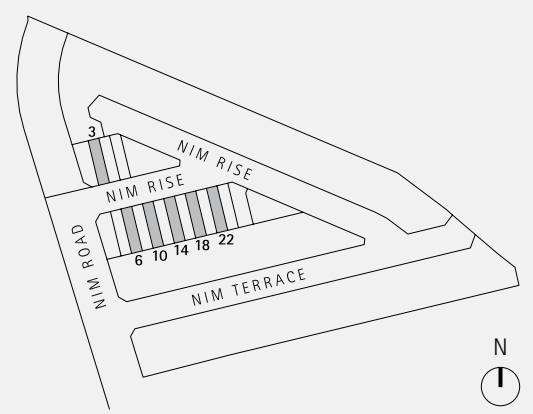


void

Plot Area: 150.0 sq m | Estimated Floor Area: 395 sq m  
inclusive of car porch, patio, open terrace, open roof terrace, planter, RC ledge and A/C ledge



Plans are subject to change as may be required or approved by the relevant Authorities.  
Areas are estimates only and are subject to final survey. Building plan no. A1002-00003-2016 BP01 dated 13 January 2017 and A1002-00003-2016 BP02 dated 29 June 2017.

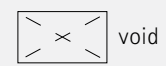
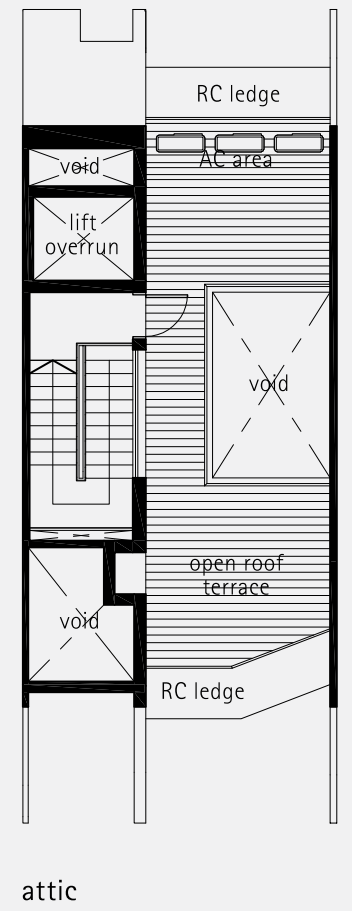
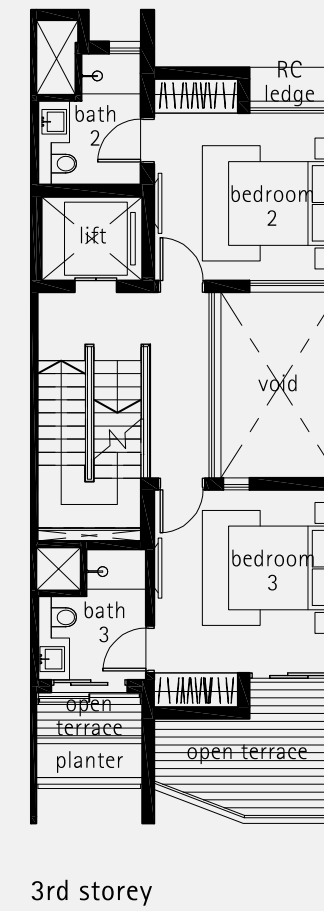
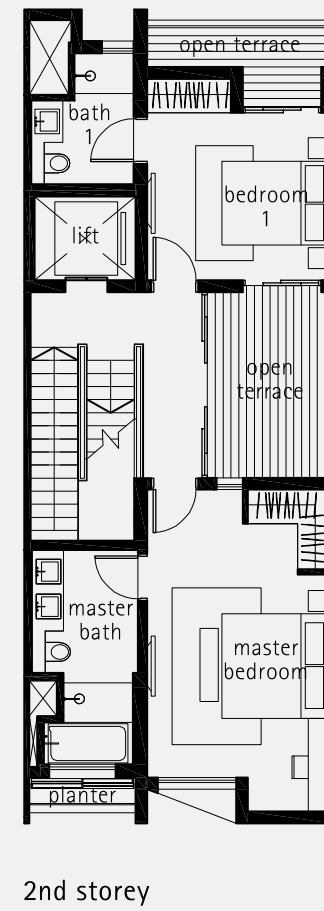
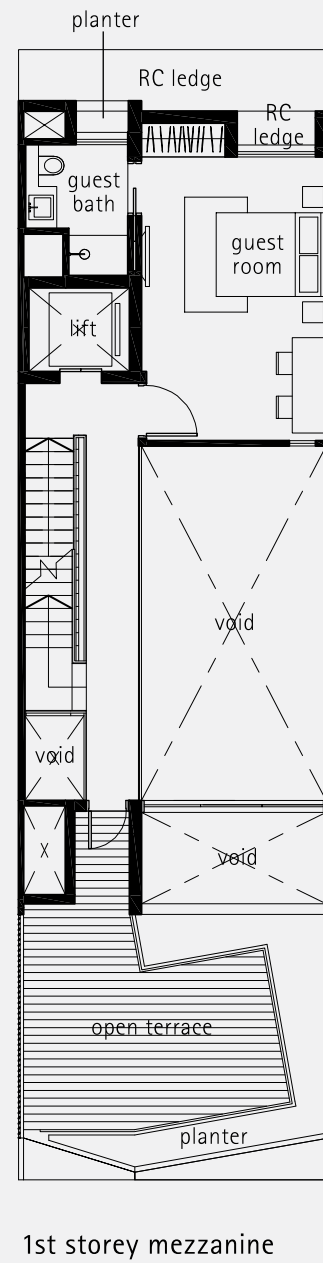
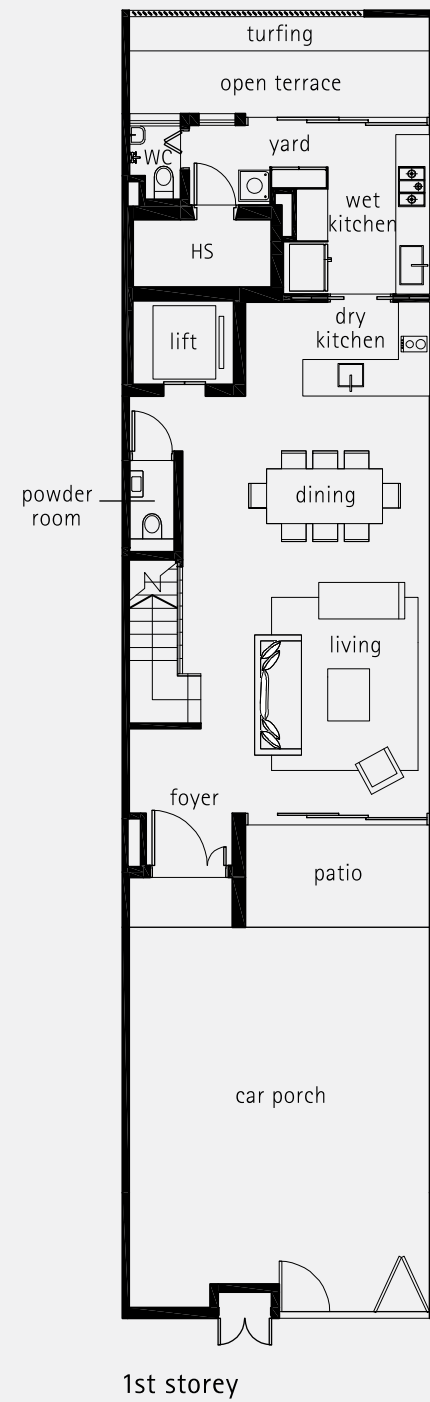





# TYPE A INTERMEDIATE TERRACE

House No. 4, 5, 8, 12, 16, 20, 24 Nim Rise

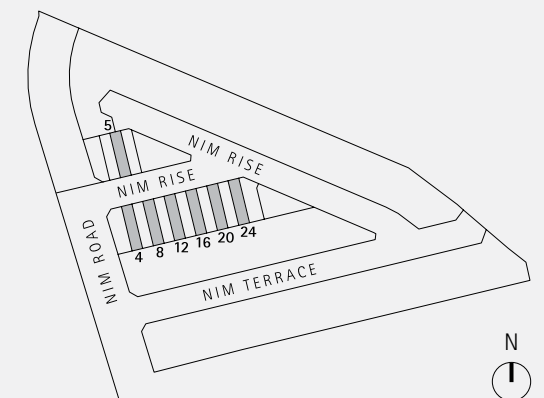
PHASE 1



Plot Area: 150.0 sq m | Estimated Floor Area: 395 sq m  
 inclusive of car porch, patio, open terrace, open roof terrace, planter, RC ledge and A/C ledge



Plans are subject to change as may be required or approved by the relevant Authorities.  
 Areas are estimates only and are subject to final survey. Building plan no. A1002-00003-2016 BP01 dated 13 January 2017 and A1002-00003-2016 BP02 dated 29 June 2017.

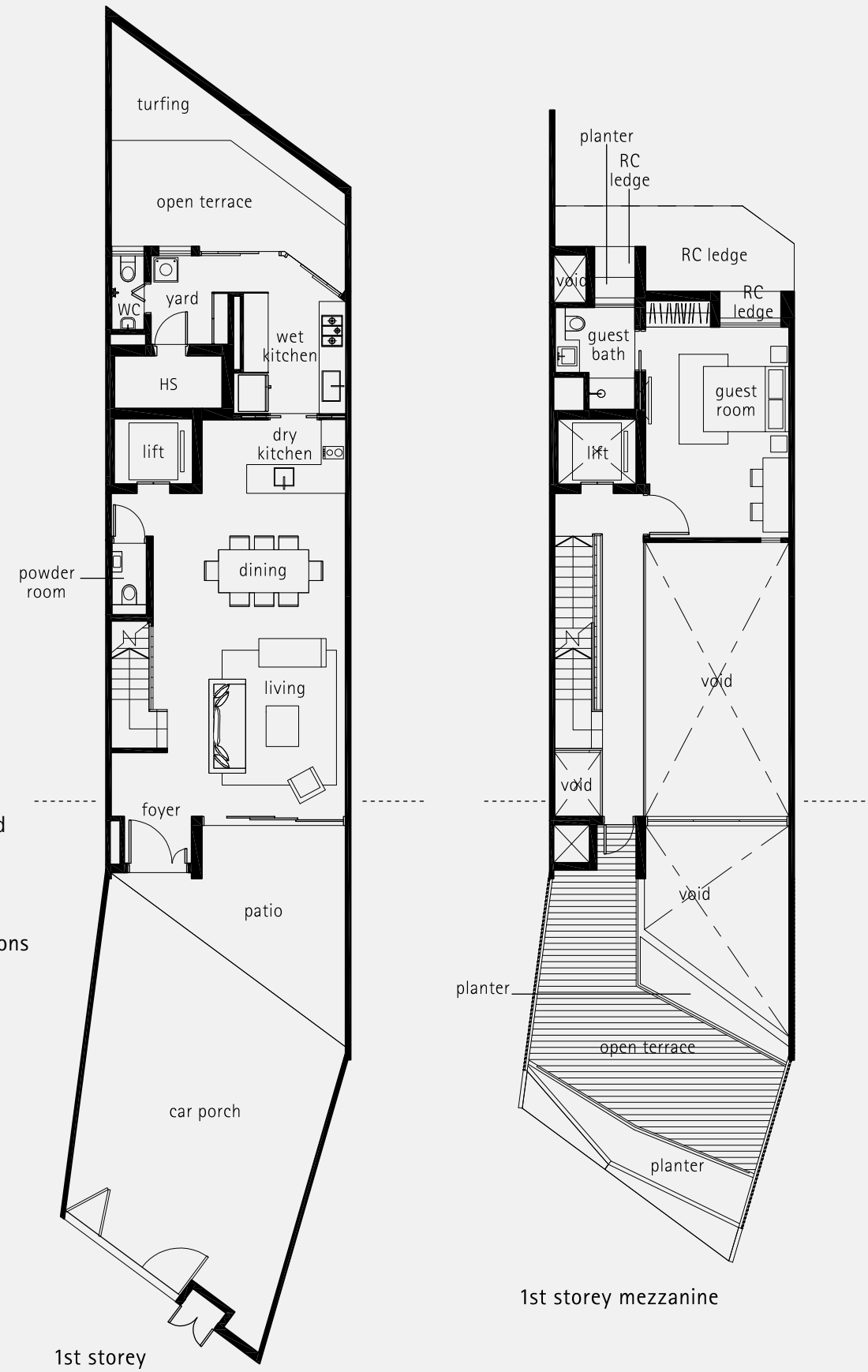




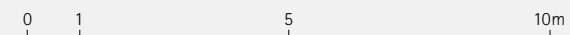
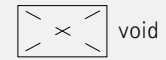
# TYPE D INTERMEDIATE TERRACE

House No. 17 Nim Rise

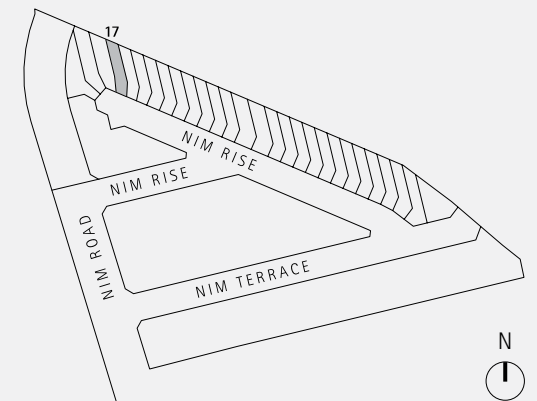
PHASE 1



The dimensions of the 1st storey car porch and 1st storey mezzanine open terrace vary. Refer to the following pages for their dimensions for each house.



Plans are subject to change as may be required or approved by the relevant Authorities. Areas are estimates only and are subject to final survey. Building plan no. A1002-00003-2016 BP01 dated 13 January 2017 and A1002-00003-2016 BP02 dated 29 June 2017.



Plot Area: 177.8 sq m | Estimated Floor Area: 416 sq m  
inclusive of car porch, patio, open terrace, balcony, open roof terrace, planter, RC ledge and A/C ledge



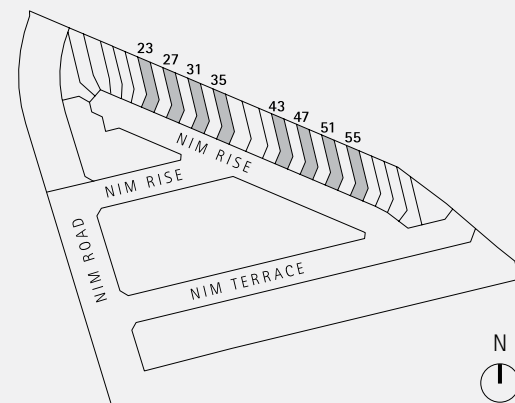
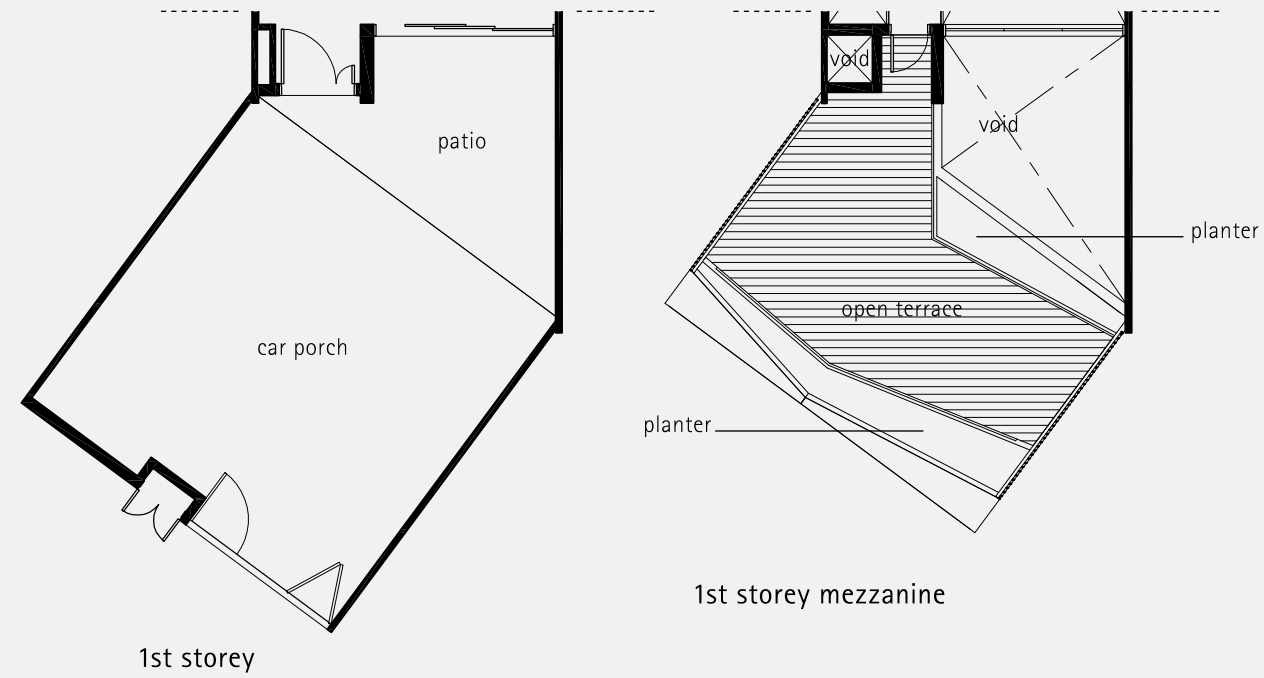
# TYPE D INTERMEDIATE TERRACE

House No. 23, 27, 31, 35, 43, 47, 51, 55 Nim Rise

Plot Area:

House No. 23	183.0 sq m
House No. 27, 31, 35	183.1 sq m
House No. 43, 47, 51	183.2 sq m
House No. 55	183.3 sq m

Estimated Floor Area:  
416 sq m  
inclusive of car porch, patio, open terrace, balcony, open roof terrace, planter, RC ledge and A/C ledge

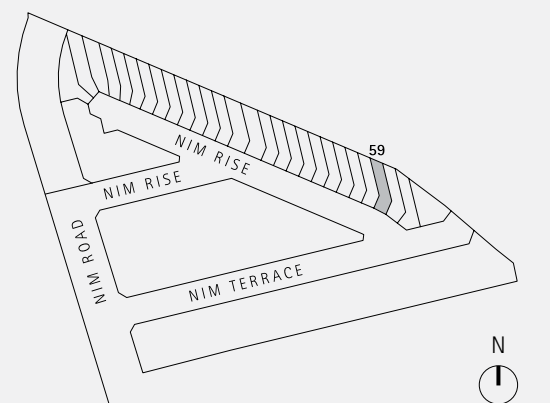
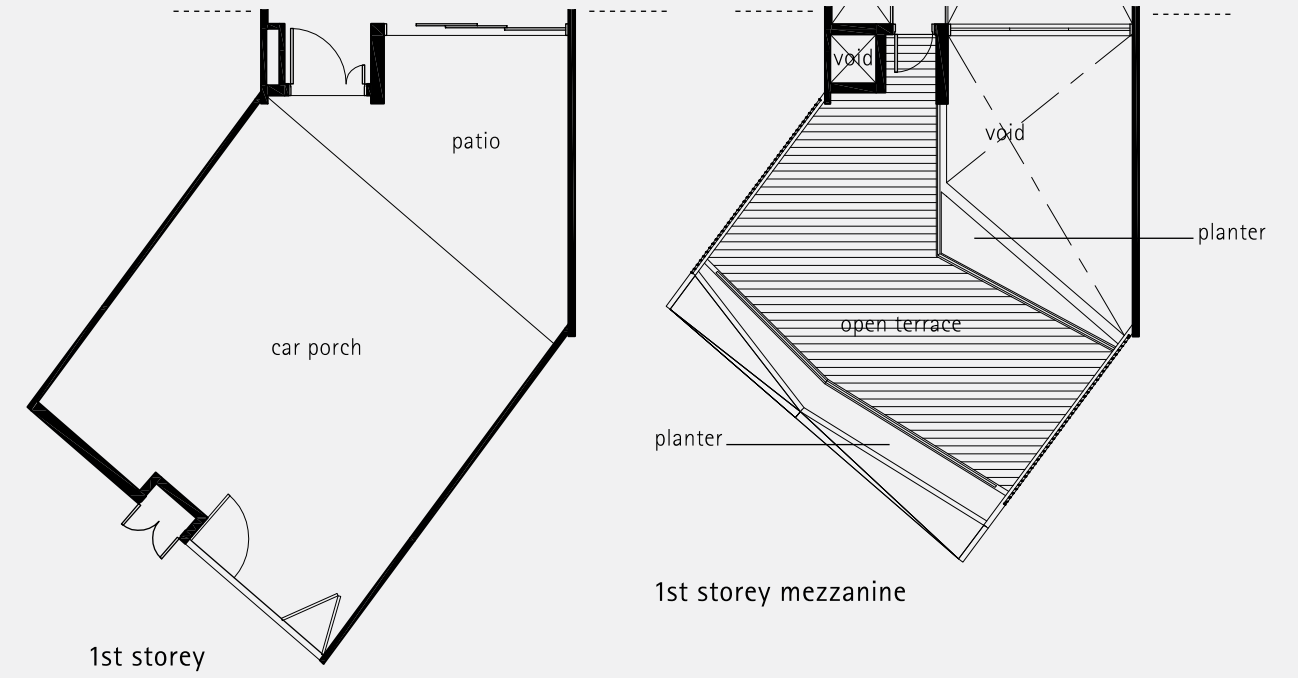


# TYPE D INTERMEDIATE TERRACE

House No. 59 Nim Rise

PHASE 1

Plot Area: 185.4 sq m | Estimated Floor Area: 416 sq m  
inclusive of car porch, patio, open terrace, balcony, open roof terrace, planter, RC ledge and A/C ledge



Plans are subject to change as may be required or approved by the relevant Authorities.  
Areas are estimates only and are subject to final survey. Building plan no. A1002-00003-2016 BP01 dated 13 January 2017 and A1002-00003-2016 BP02 dated 29 June 2017.



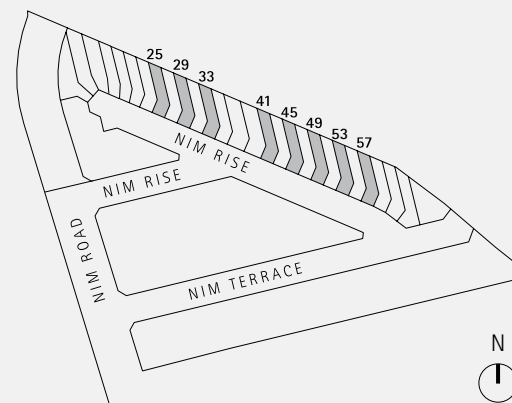
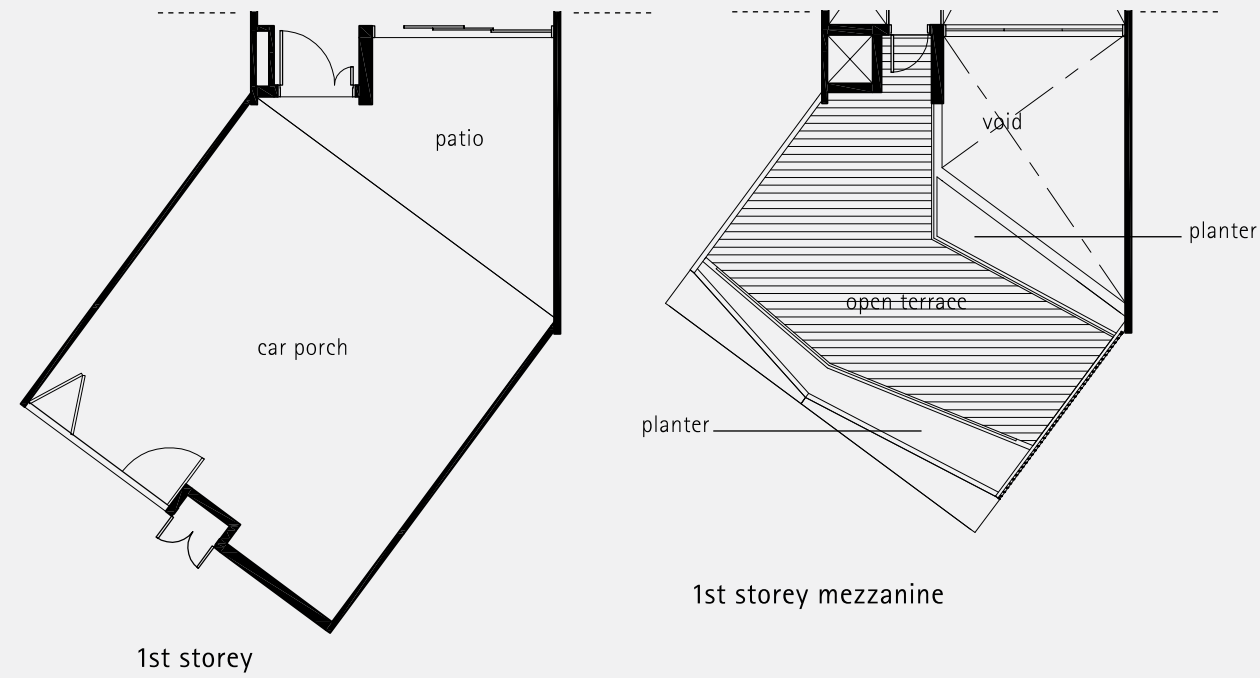
# TYPE D INTERMEDIATE TERRACE

House No. 25, 29, 33, 41, 45, 49, 53, 57 Nim Rise

Plot Area:

House No. 25	183.0 sq m
House No. 29, 33	183.1 sq m
House No. 41, 45, 49	183.2 sq m
House No. 53, 57	183.3 sq m

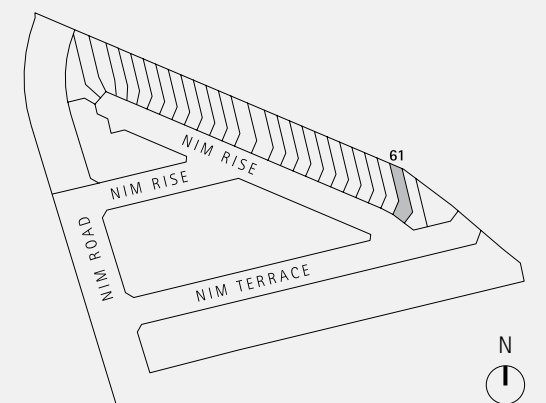
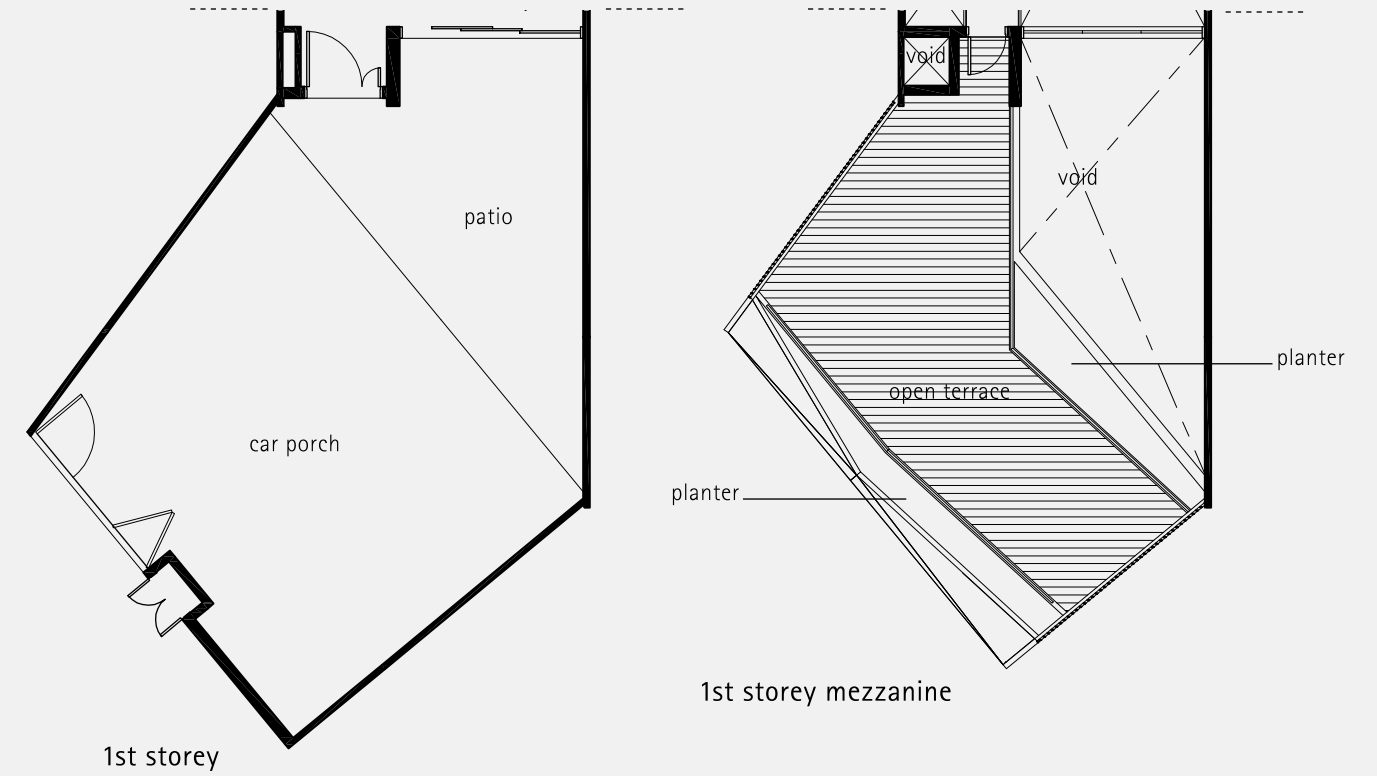
Estimated Floor Area:  
416 sq m  
inclusive of car porch, patio, open terrace, balcony, open roof terrace, planter, RC ledge and A/C ledge



# TYPE D INTERMEDIATE TERRACE

House No. 61 Nim Rise

Plot Area: 205.0 sq m | Estimated Floor Area: 416 sq m  
inclusive of car porch, patio, open terrace, open roof terrace, planter, RC ledge and A/C ledge



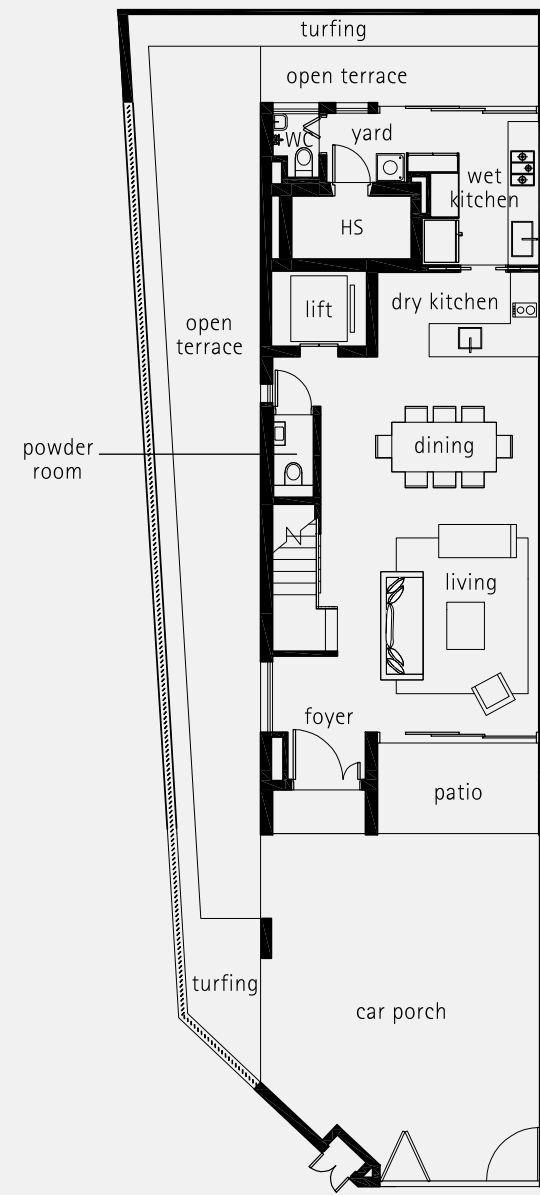
Plans are subject to change as may be required or approved by the relevant Authorities.  
Areas are estimates only and are subject to final survey. Building plan no. A1002-00003-2016 BP01 dated 13 January 2017 and A1002-00003-2016 BP02 dated 29 June 2017.



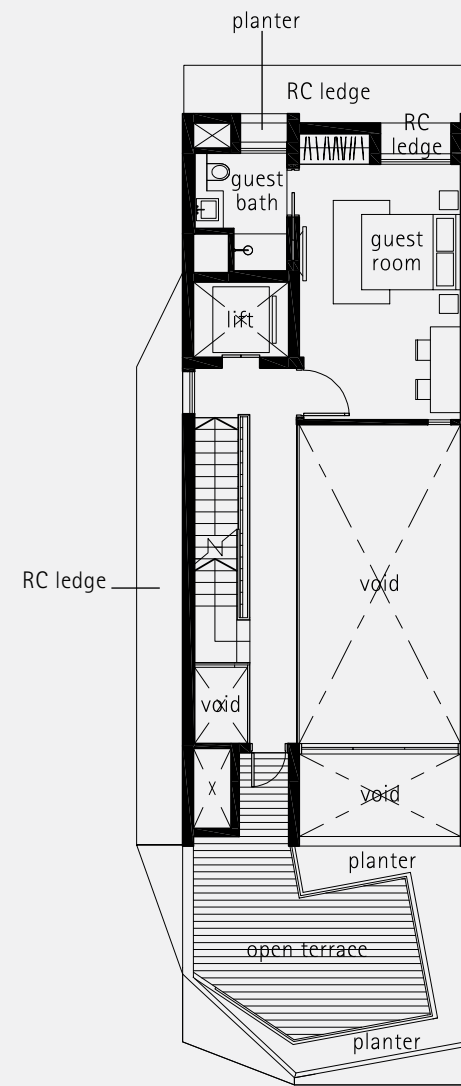
# TYPE A1 CORNER TERRACE

House No. 1 Nim Rise

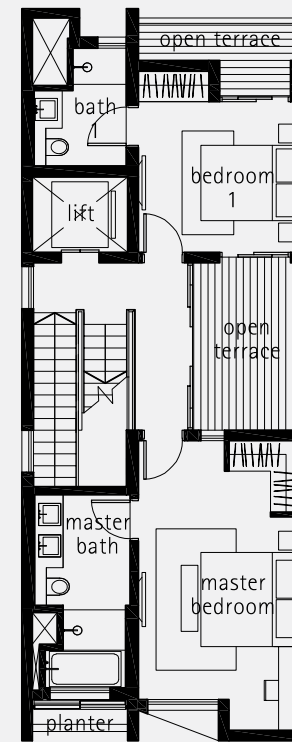
PHASE 1



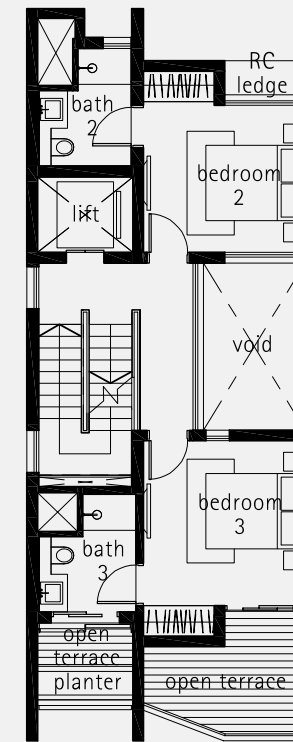
1st storey



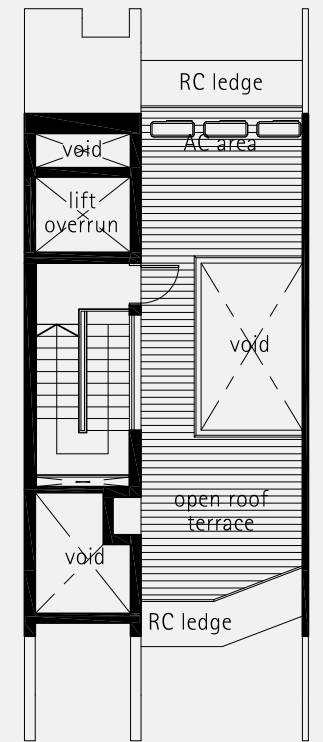
1st storey mezzanine



2nd storey




3rd storey

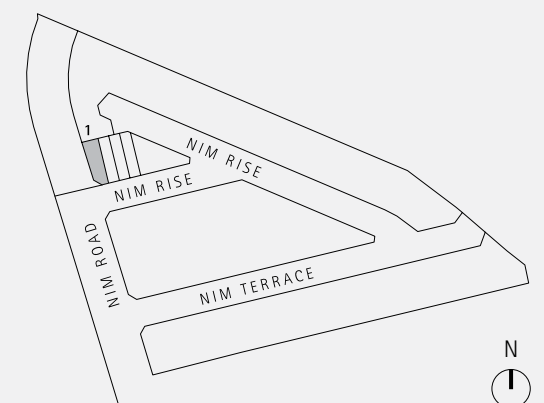


attic

Plot Area: 201.2 sq m | Estimated Floor Area: 390 sq m  
 inclusive of car porch, patio, open terrace, balcony, open roof terrace, planter, RC ledge and A/C ledge



Plans are subject to change as may be required or approved by the relevant Authorities.  
 Areas are estimates only and are subject to final survey. Building plan no. A1002-00003-2016 BP01 dated 13 January 2017 and A1002-00003-2016 BP02 dated 29 June 2017.

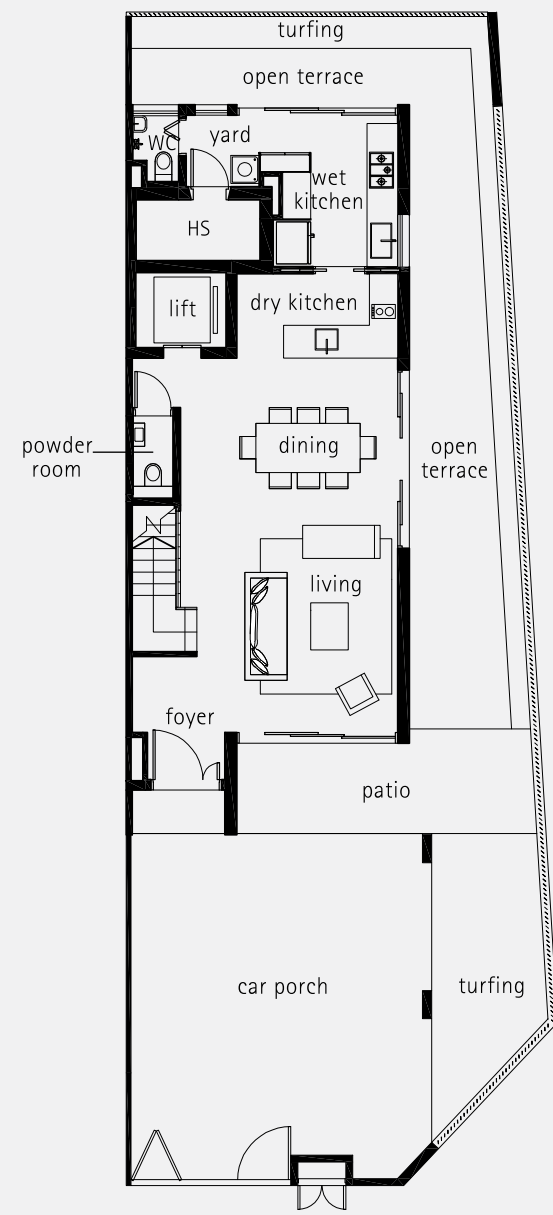




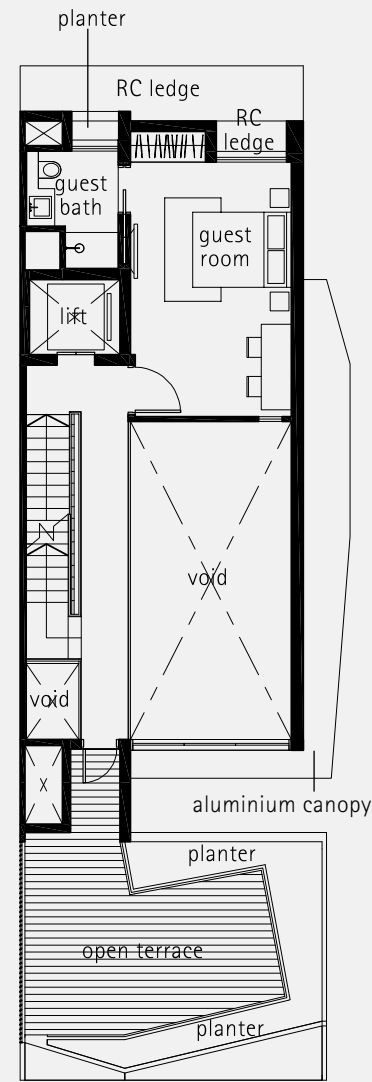
# TYPE A2 CORNER TERRACE

House No. 2 Nim Rise

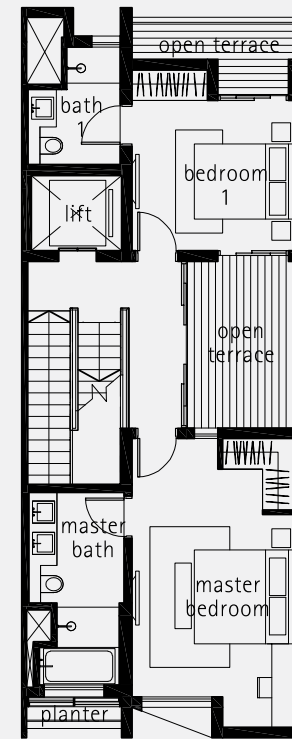
PHASE 1



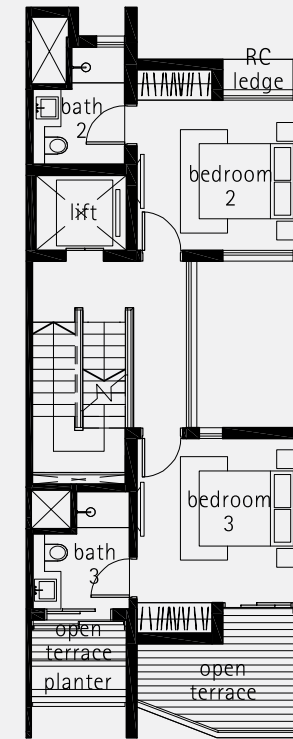
1st storey



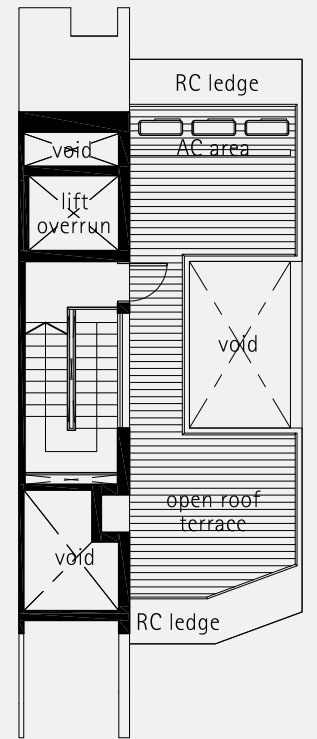
1st storey mezzanine




2nd storey



3rd storey



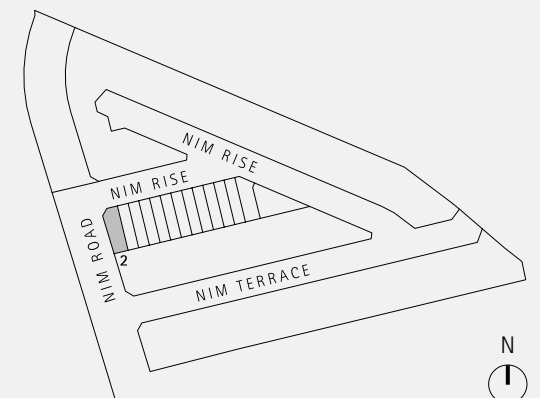
attic



Plot Area: 209.9 sq m | Estimated Floor Area: 399 sq m  
inclusive of car porch, patio, open terrace, balcony, open roof terrace, planter, RC ledge and A/C ledge



Plans are subject to change as may be required or approved by the relevant Authorities.  
Areas are estimates only and are subject to final survey. Building plan no. A1002-00003-2016 BP01 dated 13 January 2017 and A1002-00003-2016 BP02 dated 29 June 2017.

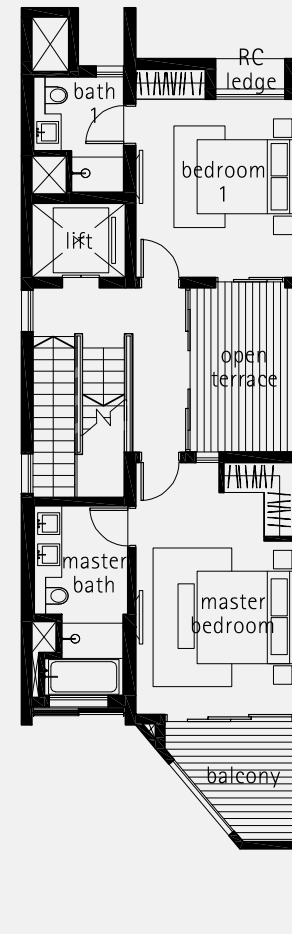
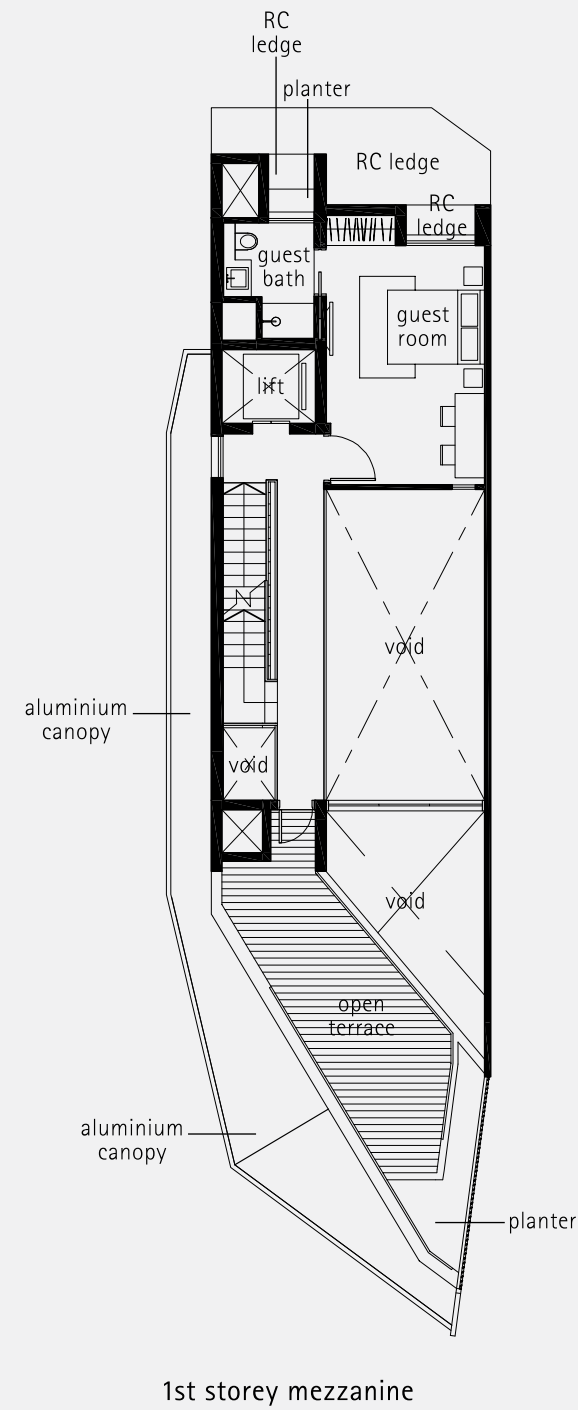
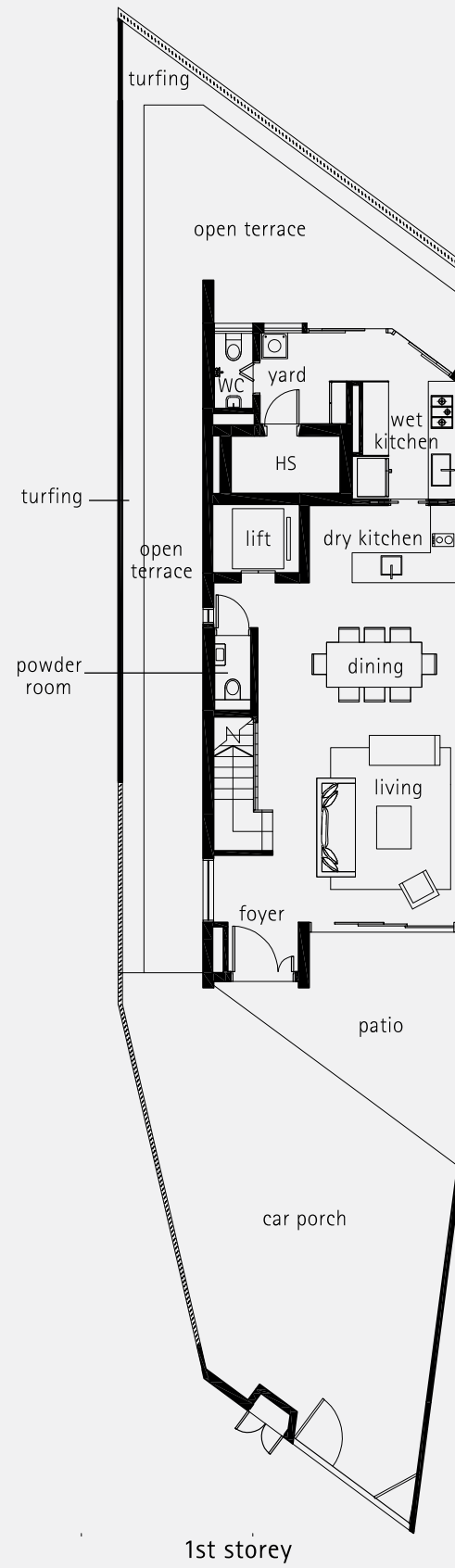




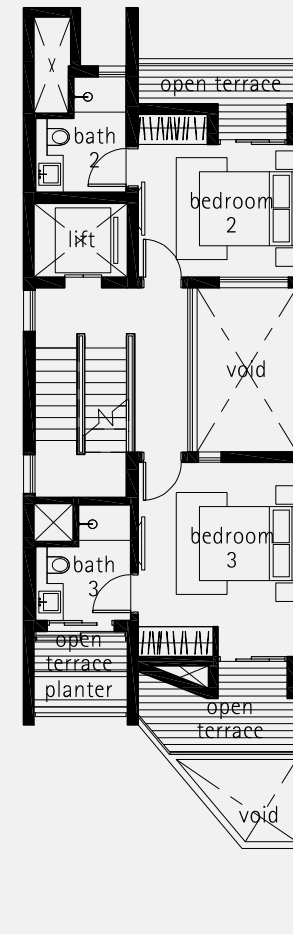
# TYPE D1 CORNER TERRACE

House No. 15 Nim Rise

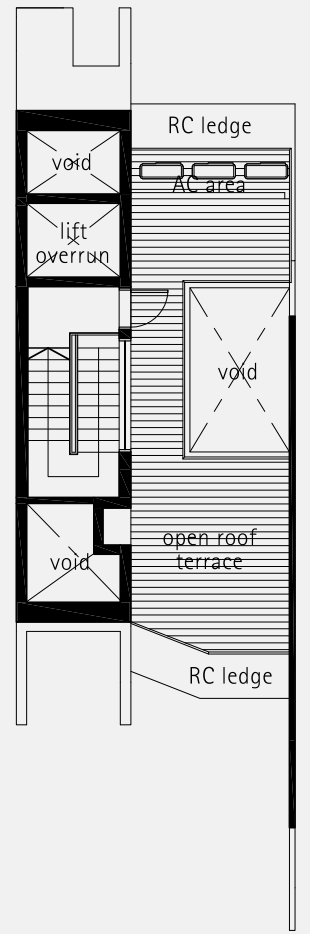
PHASE 1



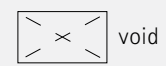
2nd storey



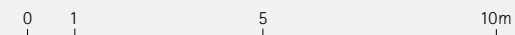
3rd storey



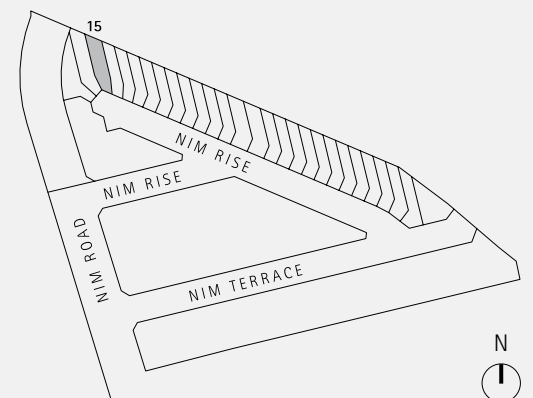
attic



Plot Area: 231.5 sq m | Estimated Floor Area: 421 sq m  
inclusive of car porch, patio, open terrace, balcony, open roof terrace, planter, RC ledge and A/C ledge



Plans are subject to change as may be required or approved by the relevant Authorities.  
Areas are estimates only and are subject to final survey. Building plan no. A1002-00003-2016 BP01 dated 13 January 2017 and A1002-00003-2016 BP02 dated 29 June 2017.

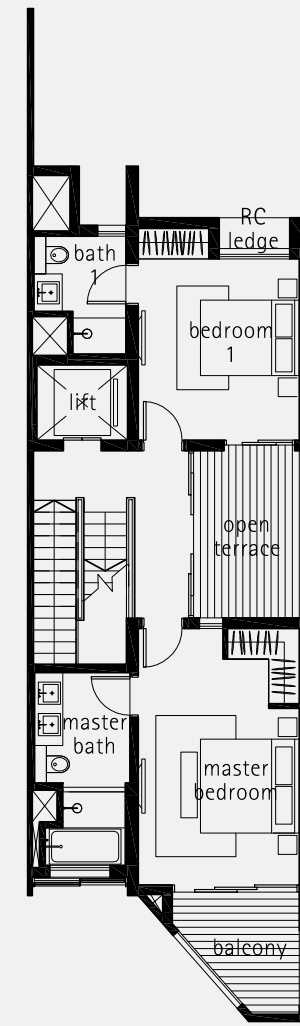
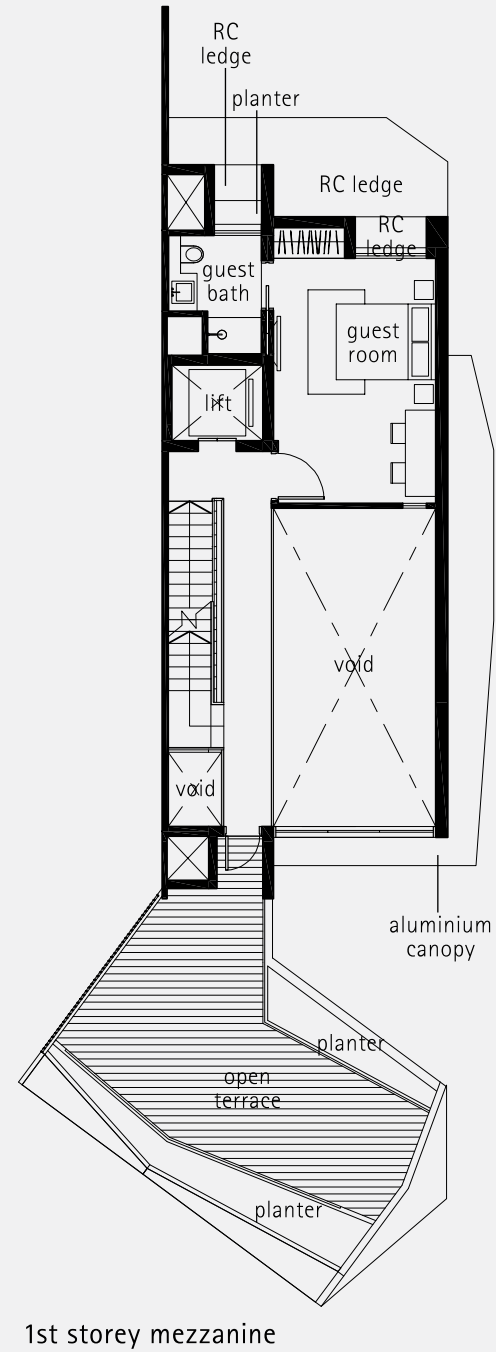
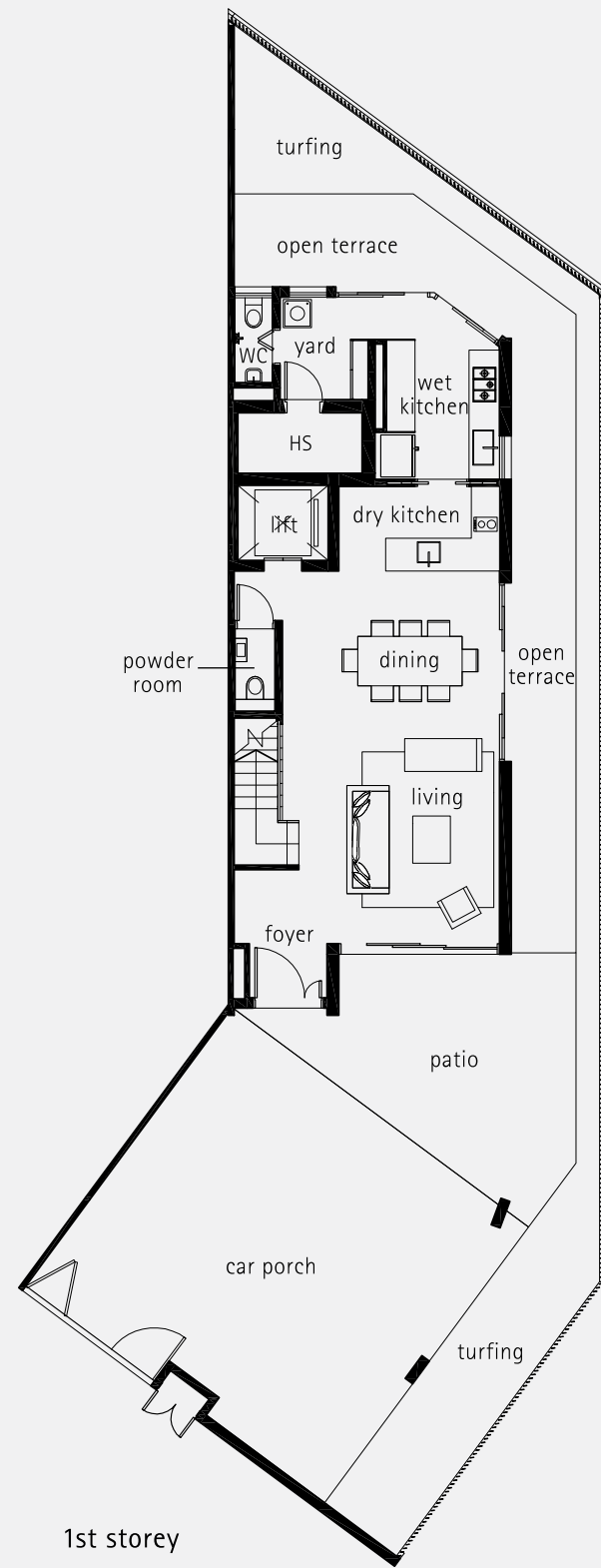




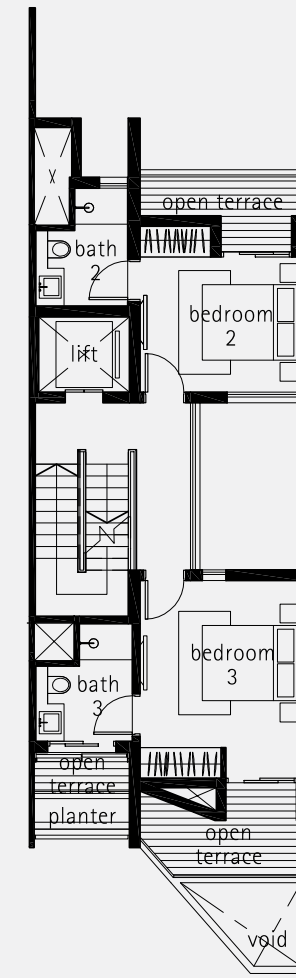
# TYPE D2 CORNER TERRACE

House No. 37 Nim Rise

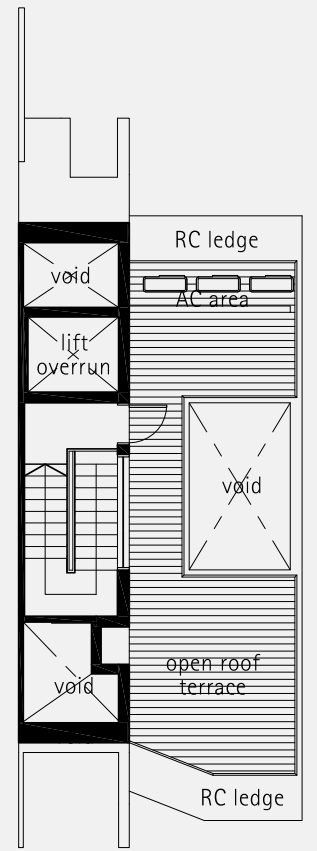
PHASE 1




2nd storey



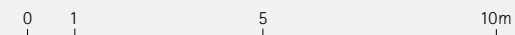
3rd storey



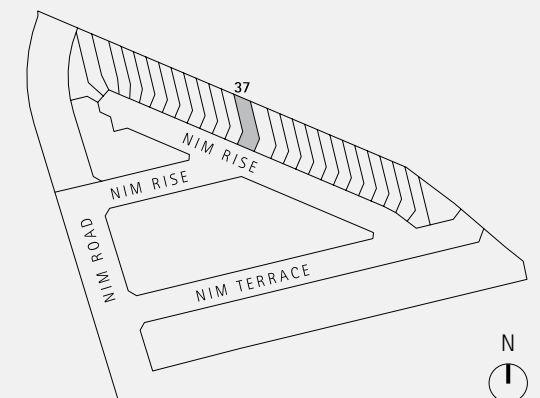
attic



Plot Area: 244.2 sq m | Estimated Floor Area: 422 sq m  
inclusive of car porch, patio, open terrace, balcony, open roof terrace, planter, RC ledge and A/C ledge



Plans are subject to change as may be required or approved by the relevant Authorities.  
Areas are estimates only and are subject to final survey. Building plan no. A1002-00003-2016 BP01 dated 13 January 2017 and A1002-00003-2016 BP02 dated 29 June 2017.

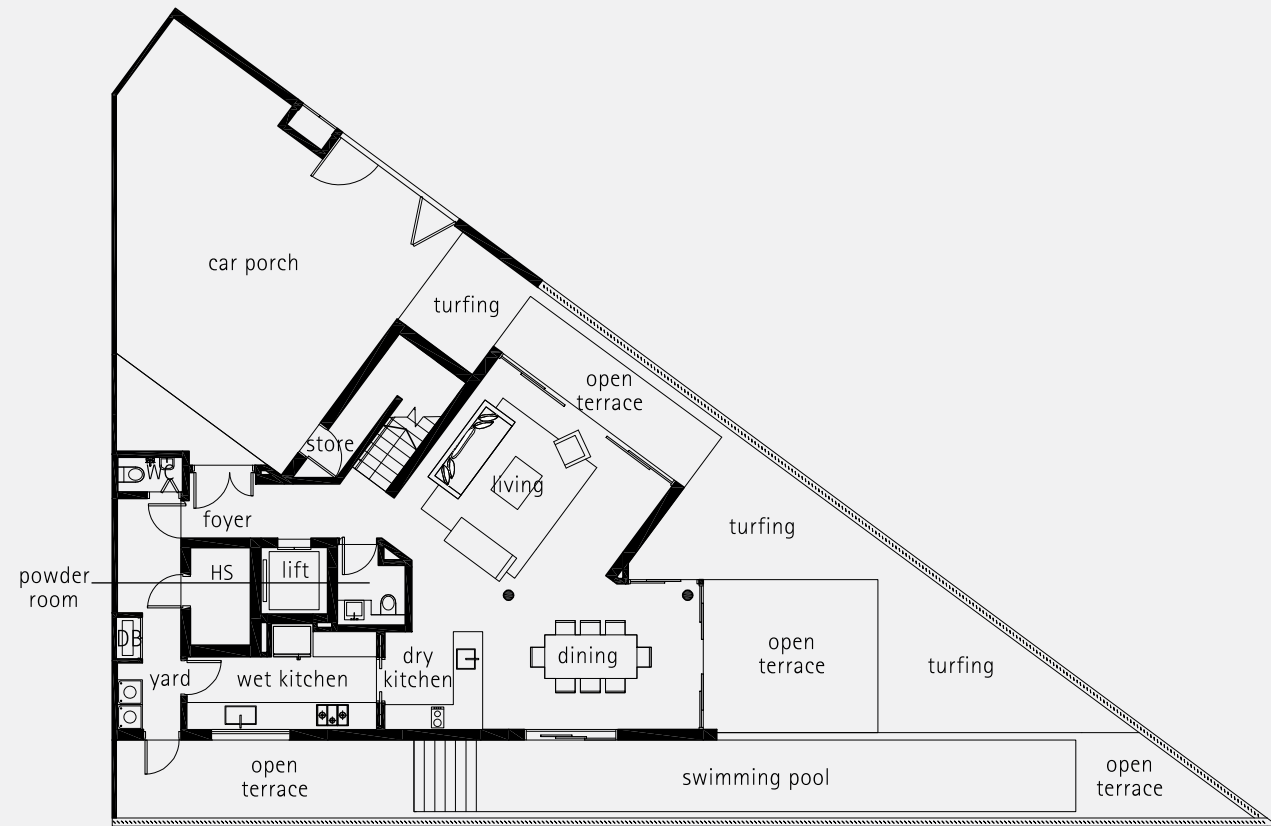




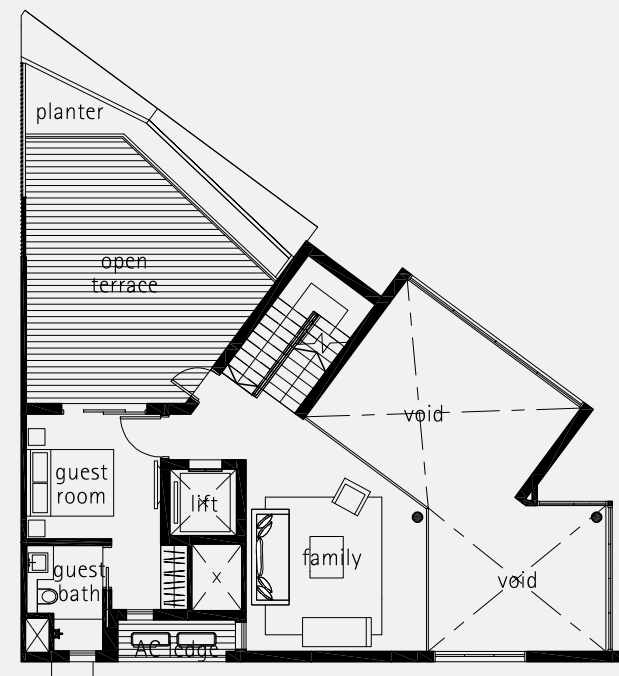
# TYPE I CORNER TERRACE

House No. 28 Nim Rise

PHASE 1

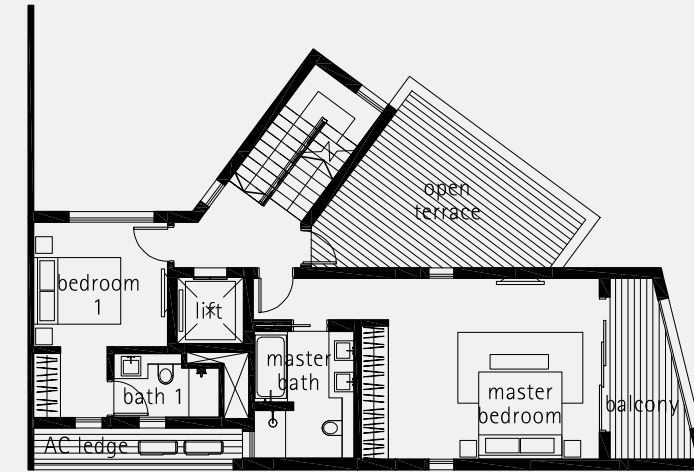



1st storey



1st storey mezzanine

Plot Area: 286.0 sq m | Estimated Floor Area: 405 sq m  
inclusive of car porch, patio, open terrace, balcony, open roof terrace, planter, RC ledge and A/C ledge



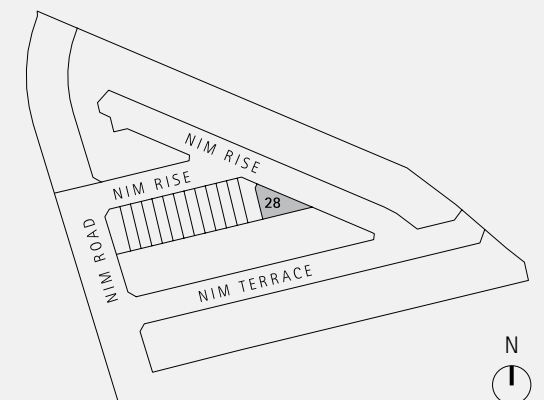
2nd storey



3rd storey



Plans are subject to change as may be required or approved by the relevant Authorities.  
Areas are estimates only and are subject to final survey. Building plan no. A1002-00003-2016 BP01 dated 13 January 2017 and A1002-00003-2016 BP02 dated 29 June 2017.

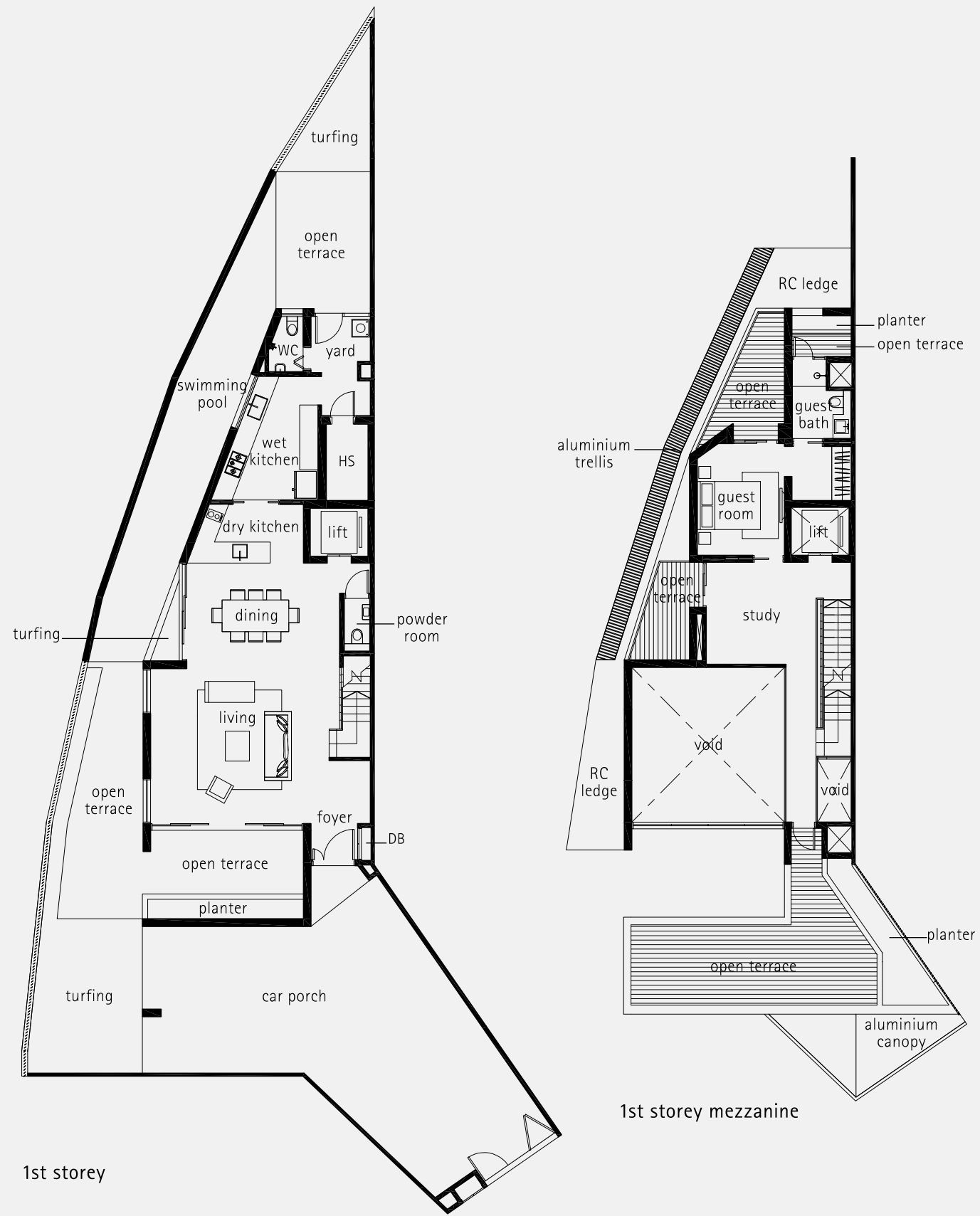




**TYPE F SEMI-DETACHED**

House No. 11 Nim Rise


PHASE 1



1st storey

1st storey mezzanine

Plot Area: 312.4 sq m | Estimated Floor Area: 504 sq m  
 inclusive of car porch, patio, open terrace, balcony, open roof terrace, planter, RC ledge and A/C ledge



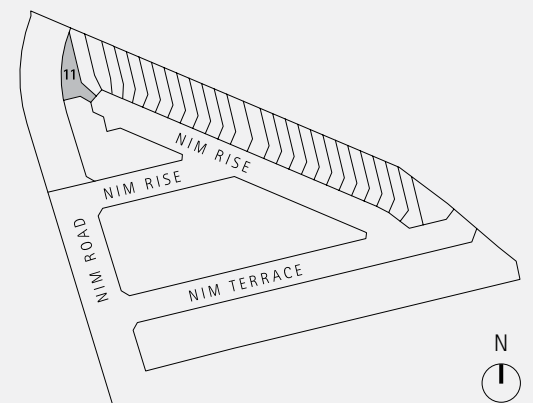
2nd storey

3rd storey

attic



Plans are subject to change as may be required or approved by the relevant Authorities.  
 Areas are estimates only and are subject to final survey. Building plan no. A1002-00003-2016 BP01 dated 13 January 2017 and A1002-00003-2016 BP02 dated 29 June 2017.





# Phase 2

---

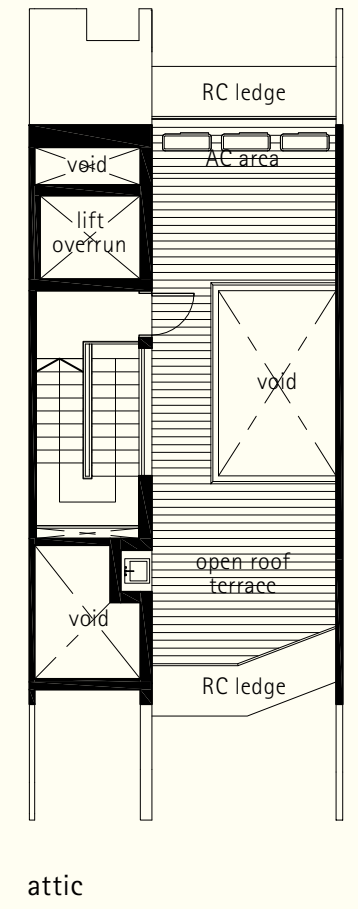
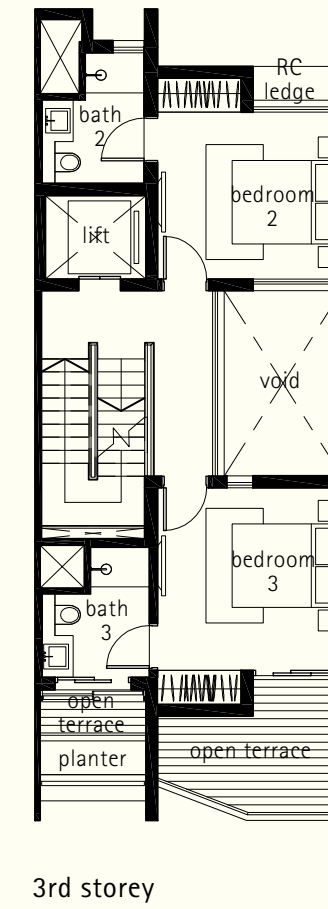
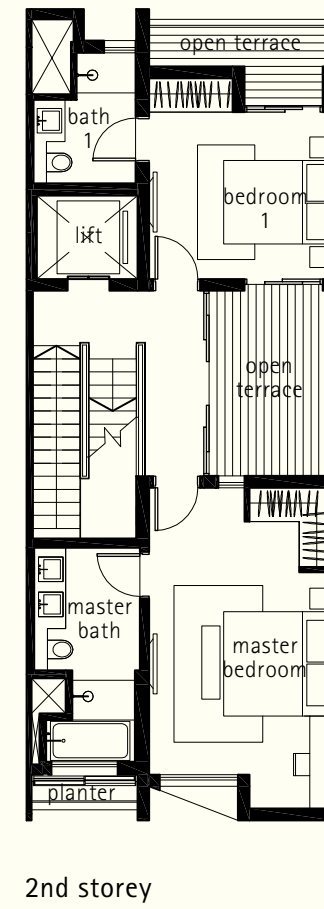
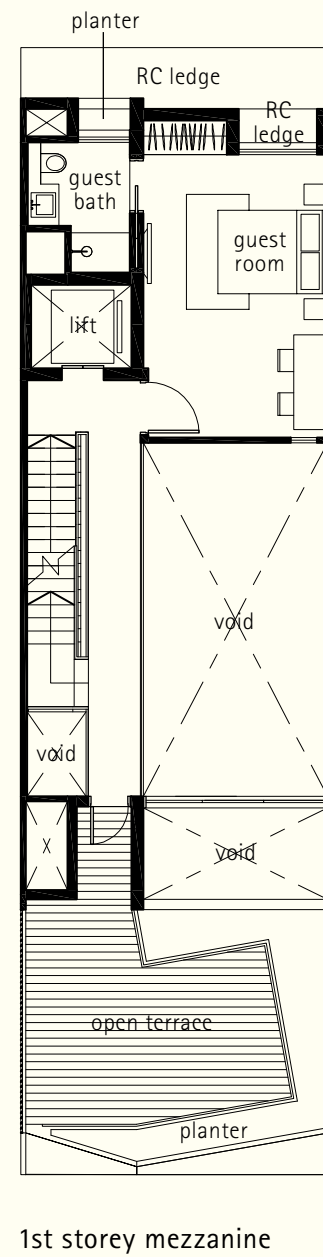
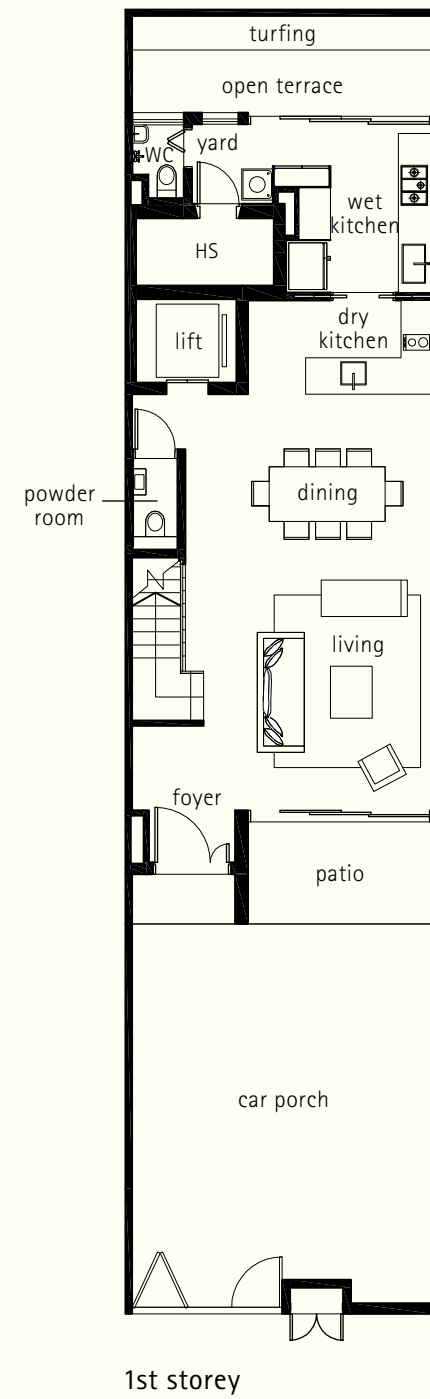
PLANS



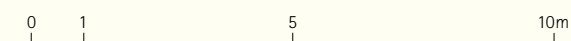
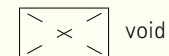
# TYPE A INTERMEDIATE TERRACE

House No. 3, 7 Nim Terrace

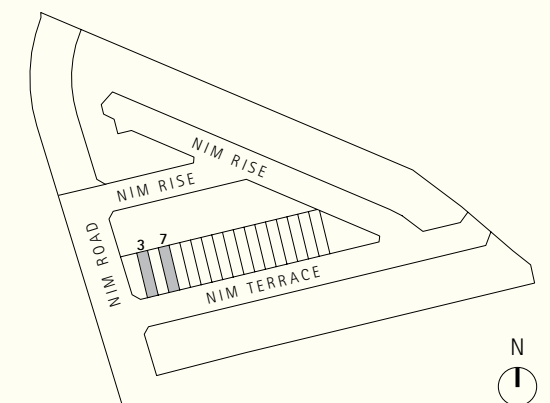
PHASE 2



Plot Area: 150.0 sq m | Estimated Floor Area: 395 sq m  
 inclusive of car porch, patio, open terrace, open roof terrace, planter, RC ledge and A/C ledge



Plans are subject to change as may be required or approved by the relevant Authorities.  
 Areas are estimates only and are subject to final survey. Building plan no. A1002-00004-2016-BP01 dated 22 December 2016 and A1002-00004-2016-BP02 dated 12 June 2017.

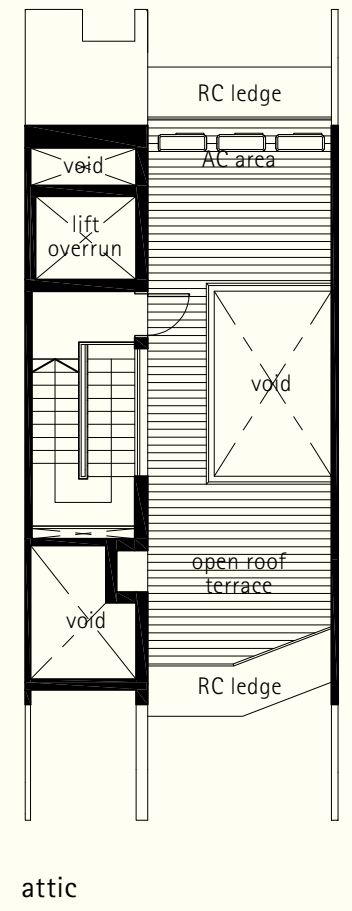
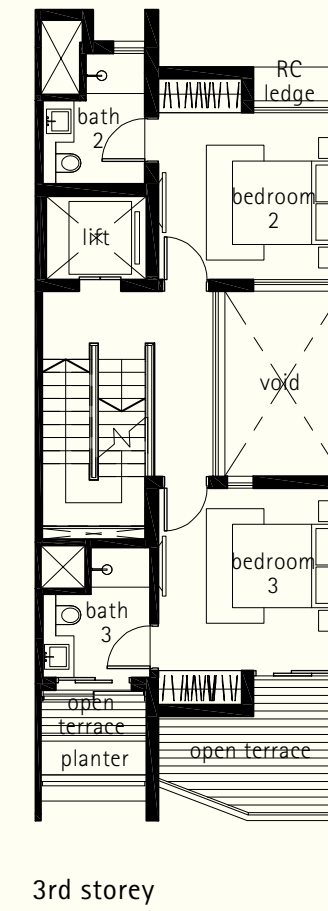
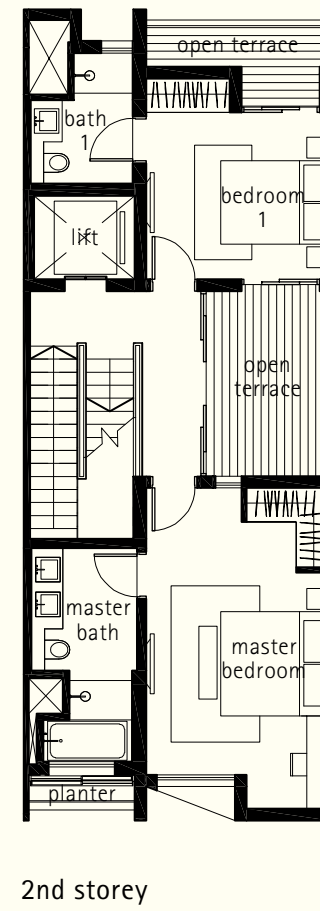
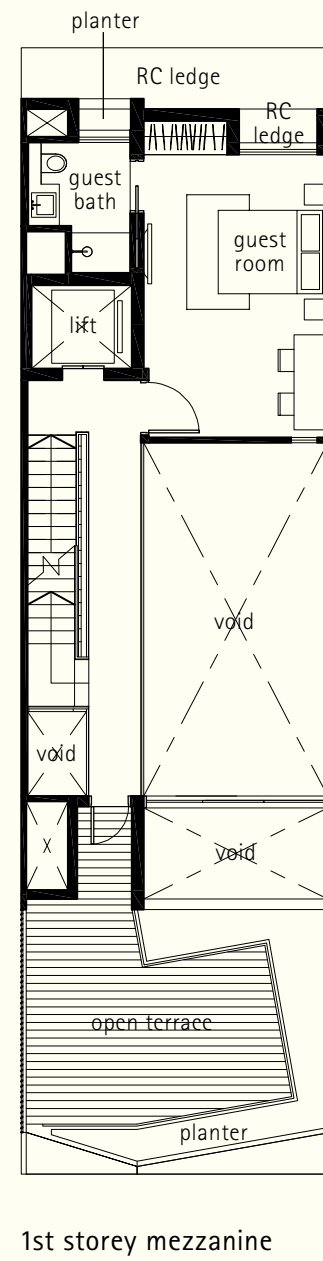
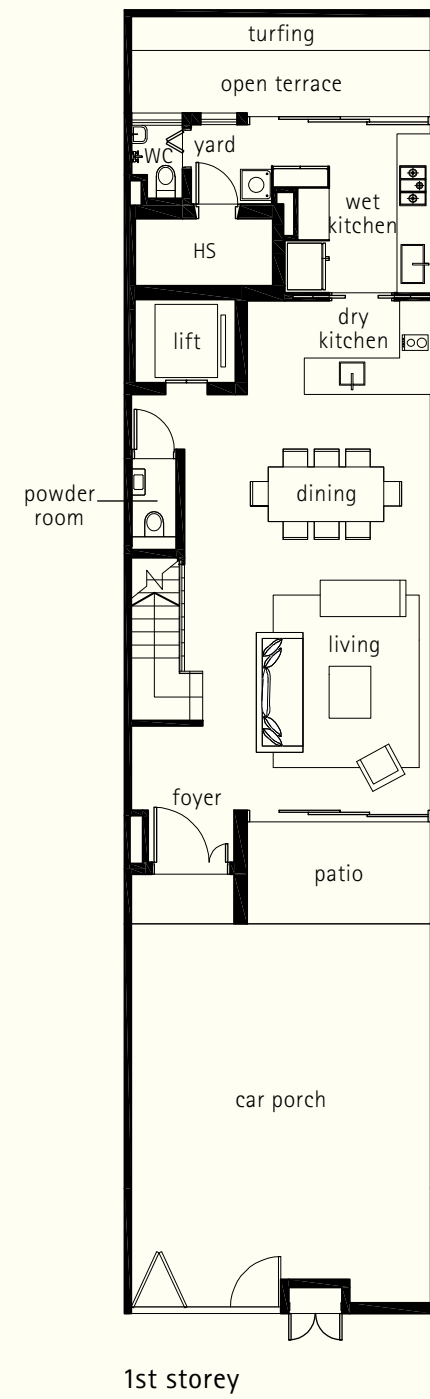




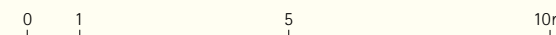
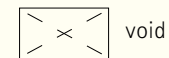
# TYPE A INTERMEDIATE TERRACE

House No. 11, 15, 19, 23, 27, 31 Nim Terrace

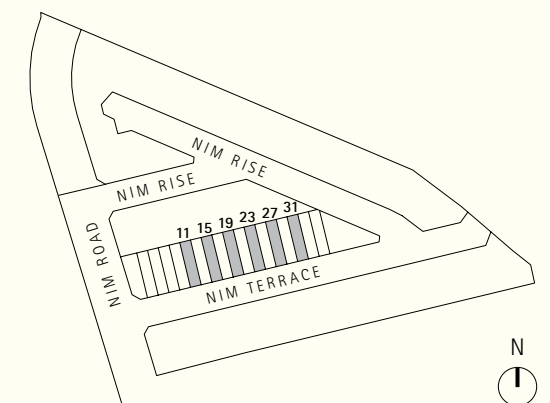
PHASE 2



Plot Area: 150.0 sq m | Estimated Floor Area: 395 sq m  
 inclusive of car porch, patio, open terrace, open roof terrace, planter, RC ledge and A/C ledge



Plans are subject to change as may be required or approved by the relevant Authorities.  
 Areas are estimates only and are subject to final survey. Building plan no. A1002-00004-2016-BP01 dated 22 December 2016 and A1002-00004-2016-BP02 dated 12 June 2017.

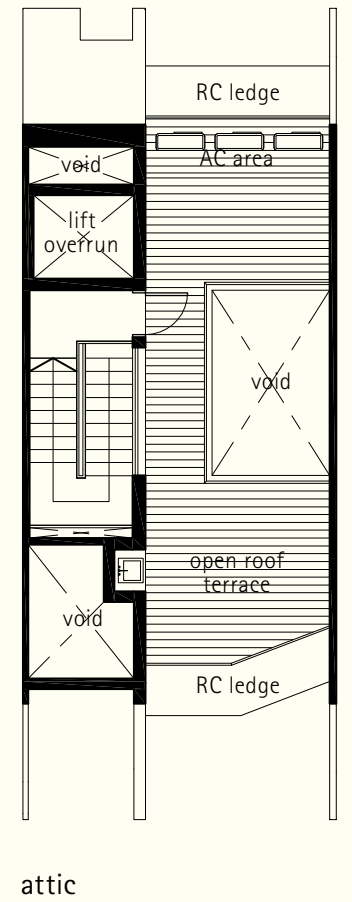
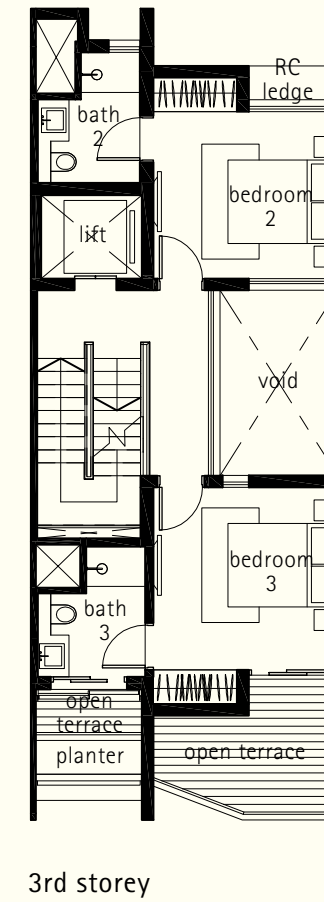
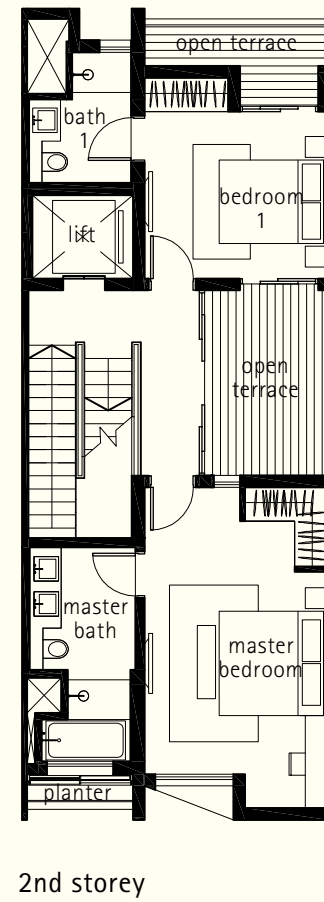
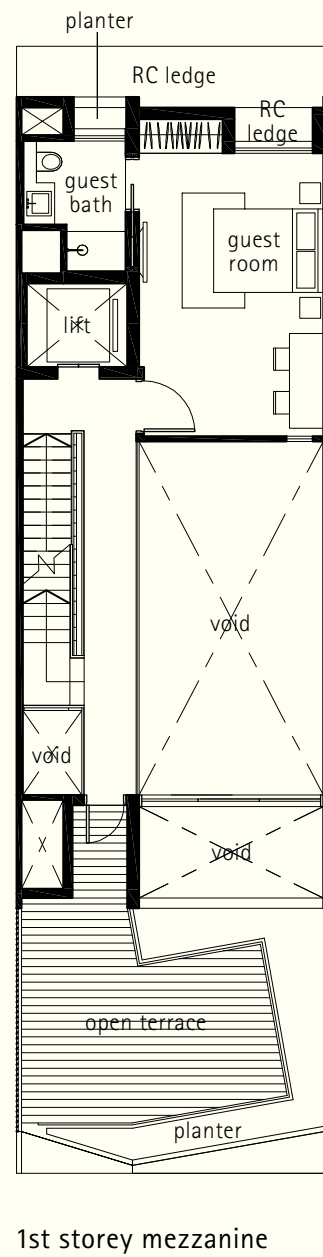
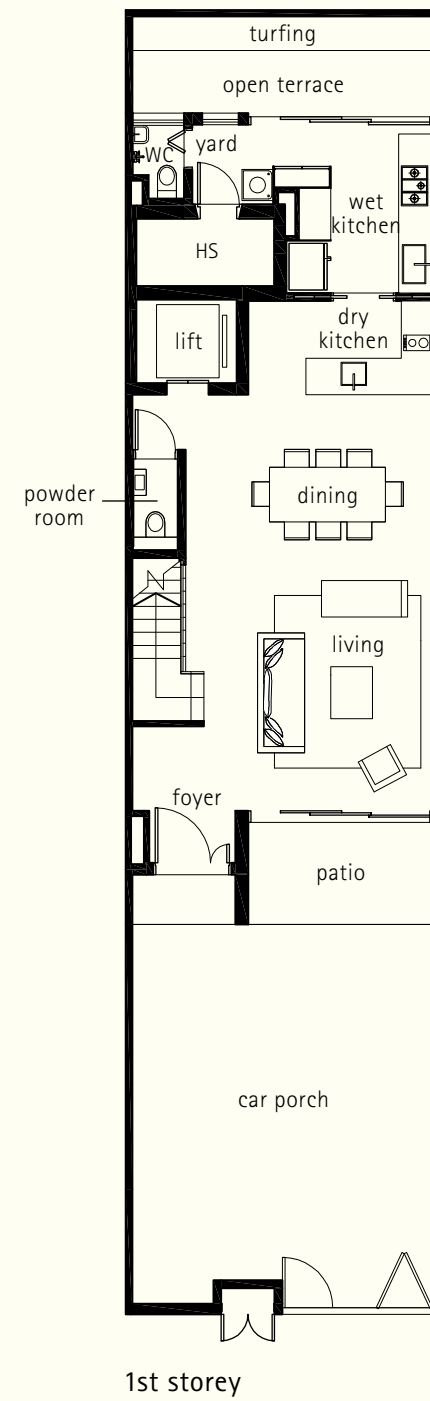




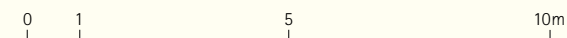
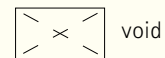
# TYPE A INTERMEDIATE TERRACE

House No. 5 Nim Terrace

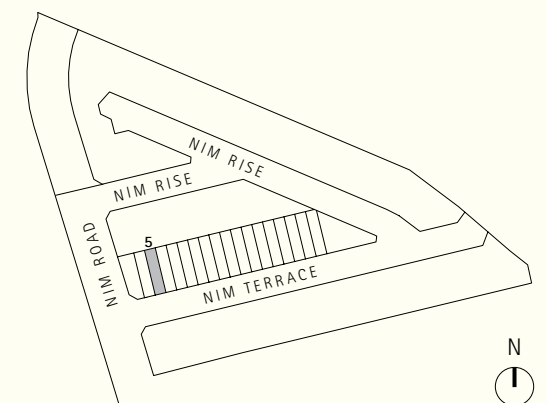
PHASE 2



Plot Area: 150.0 sq m | Estimated Floor Area: 395 sq m  
 inclusive of car porch, patio, open terrace, open roof terrace, planter, RC ledge and A/C ledge



Plans are subject to change as may be required or approved by the relevant Authorities.  
 Areas are estimates only and are subject to final survey. Building plan no. A1002-00004-2016-BP01 dated 22 December 2016 and A1002-00004-2016-BP02 dated 12 June 2017.

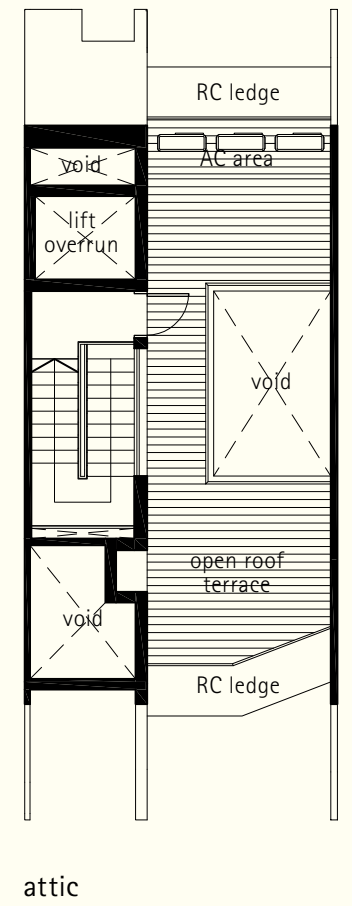
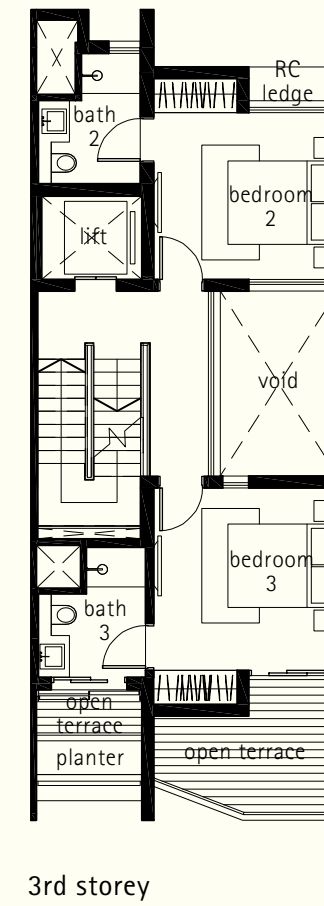
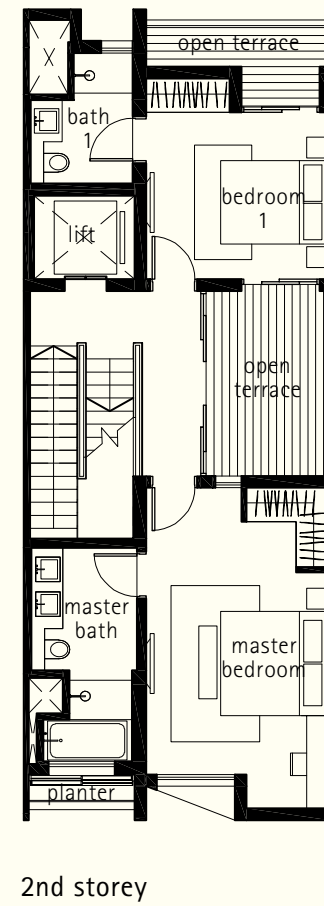
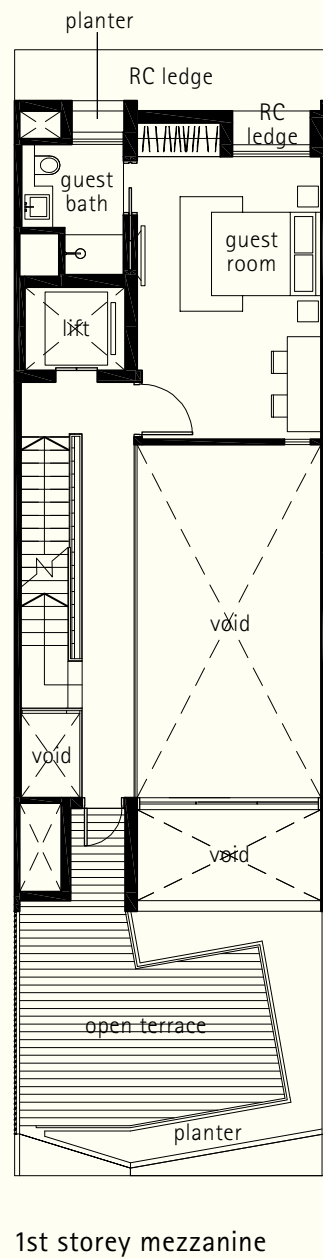
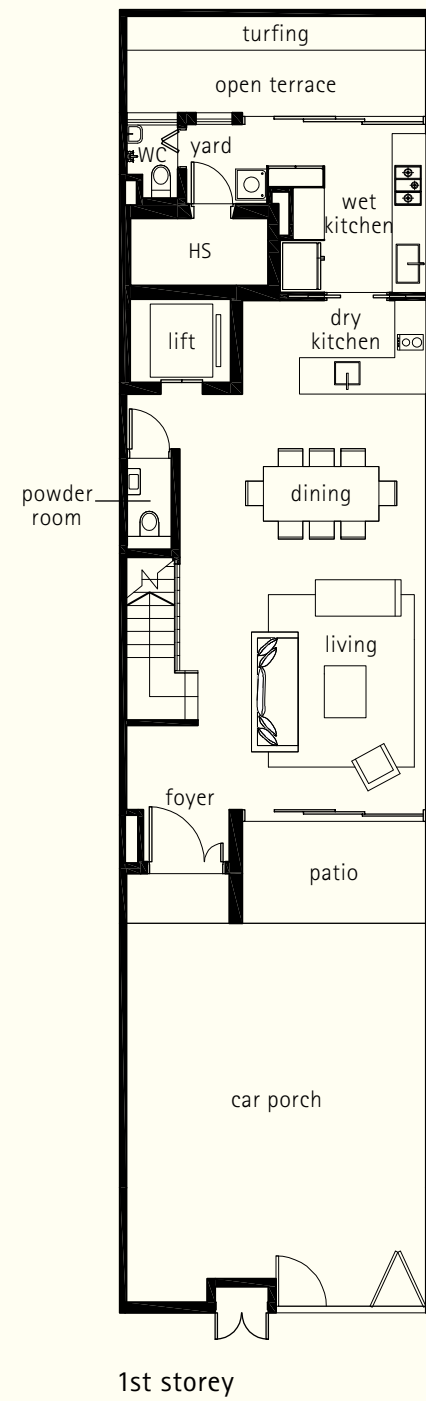




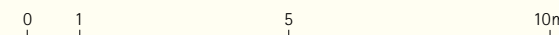
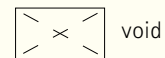
# TYPE A INTERMEDIATE TERRACE

House No. 9, 13, 17, 21, 25, 29, 33 Nim Terrace

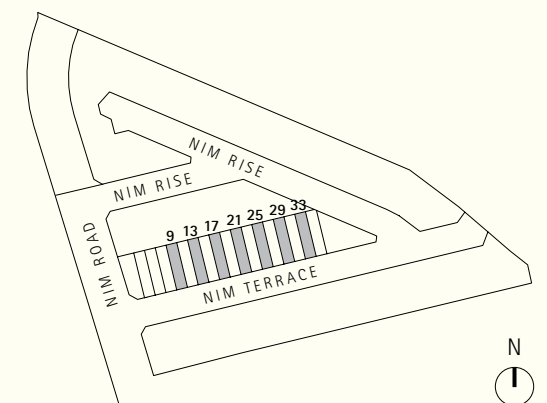
PHASE 2



Plot Area: 150.0 sq m | Estimated Floor Area: 395 sq m  
 inclusive of car porch, patio, open terrace, open roof terrace, planter, RC ledge and A/C ledge



Plans are subject to change as may be required or approved by the relevant Authorities.  
 Areas are estimates only and are subject to final survey. Building plan no. A1002-00004-2016-BP01 dated 22 December 2016 and A1002-00004-2016-BP02 dated 12 June 2017.

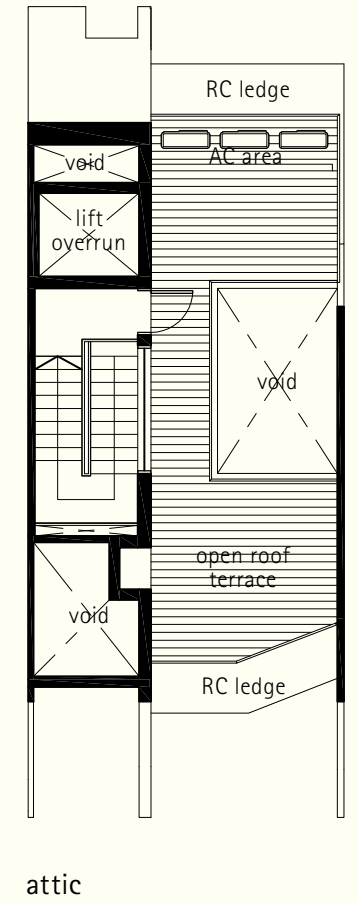
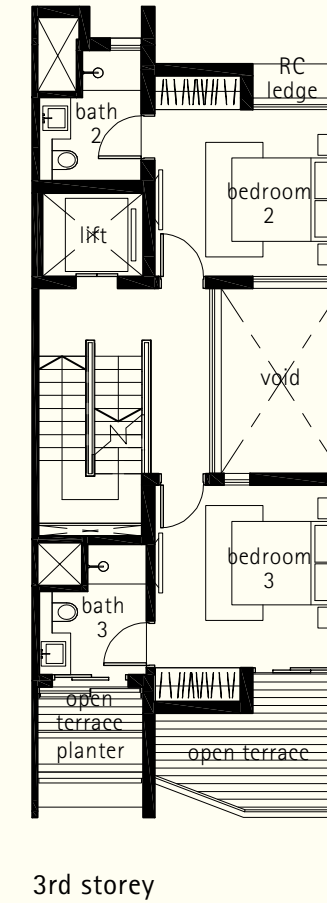
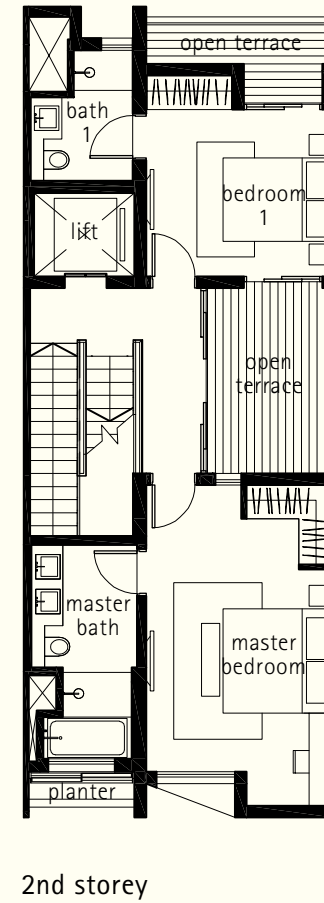
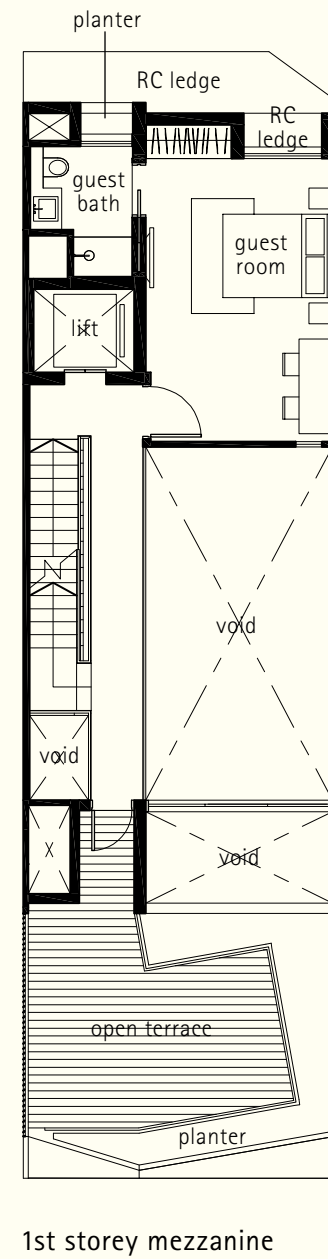
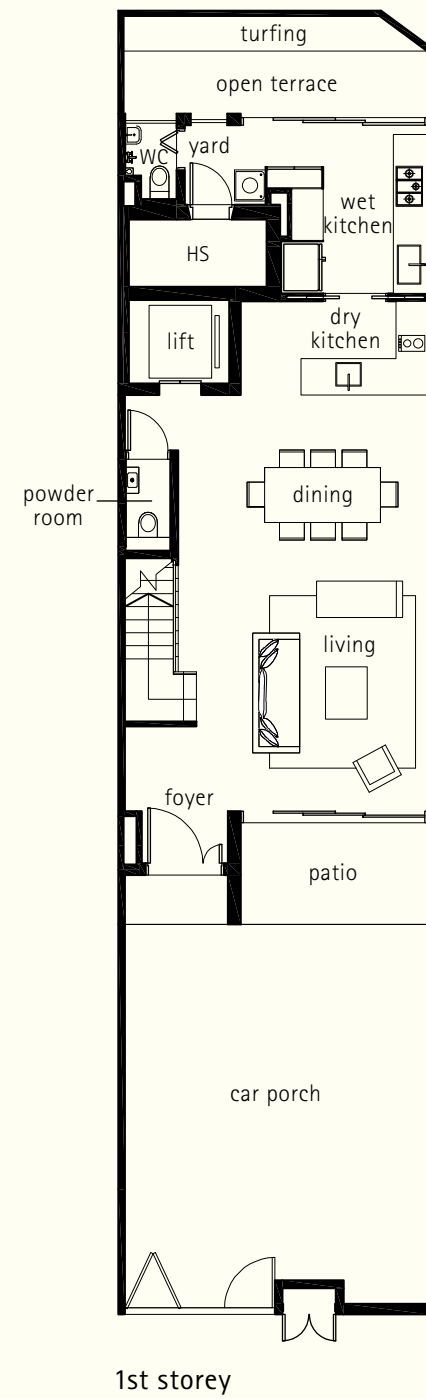




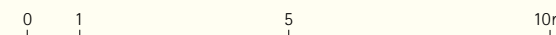
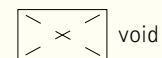
# TYPE A3 INTERMEDIATE TERRACE

House No. 35 Nim Terrace

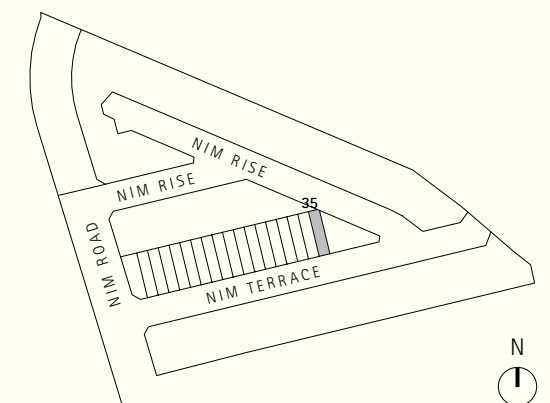
PHASE 2



Plot Area: 150.9 sq m | Estimated Floor Area: 397 sq m  
 inclusive of car porch, patio, open terrace, open roof terrace, planter, RC ledge and A/C ledge



Plans are subject to change as may be required or approved by the relevant Authorities.  
 Areas are estimates only and are subject to final survey. Building plan no. A1002-00004-2016-BP01 dated 22 December 2016 and A1002-00004-2016-BP02 dated 12 June 2017.



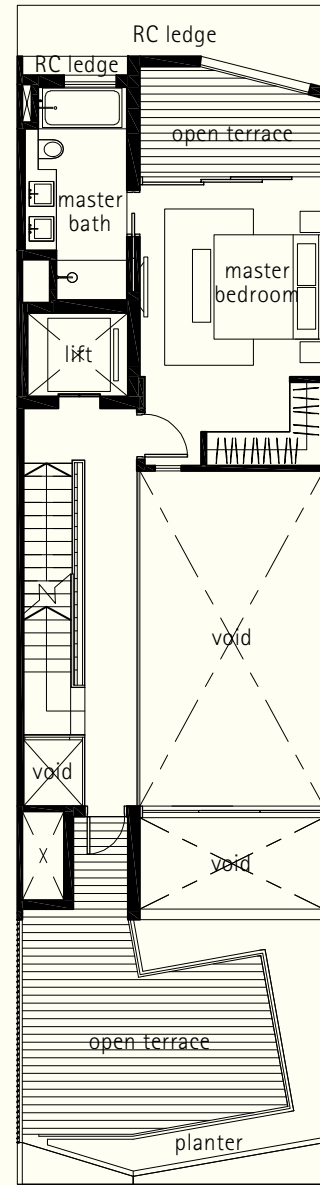
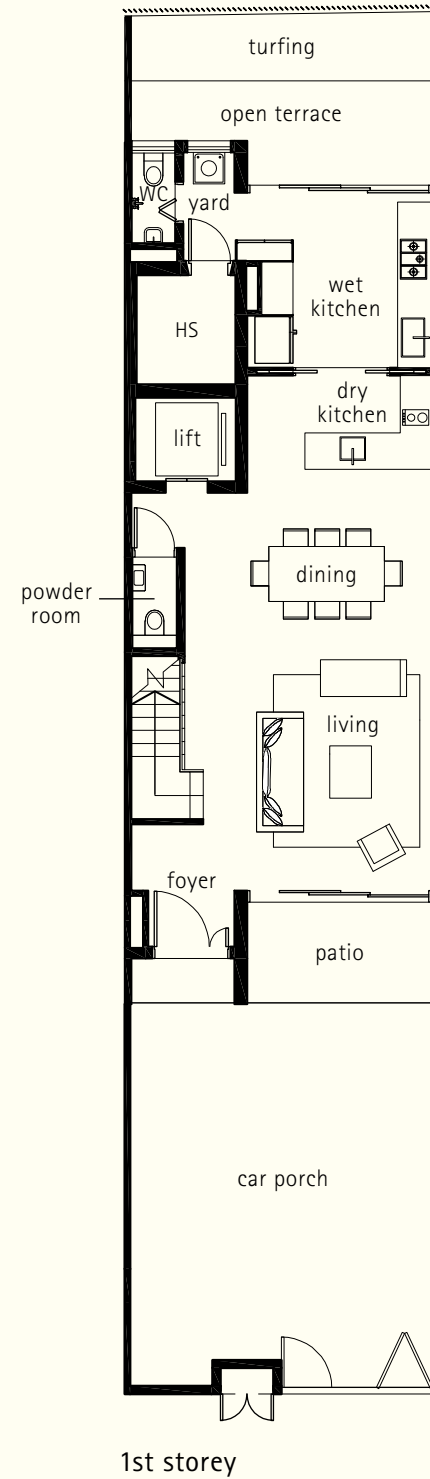


# TYPE B INTERMEDIATE TERRACE

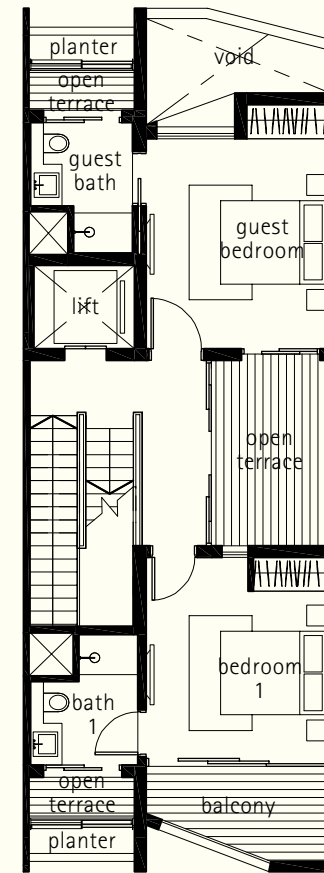
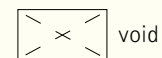
House No. 4, 8 Nim Terrace

Plot Area:  
 House No. 4 159.9 sq m  
 House No. 8 158.9 sq m

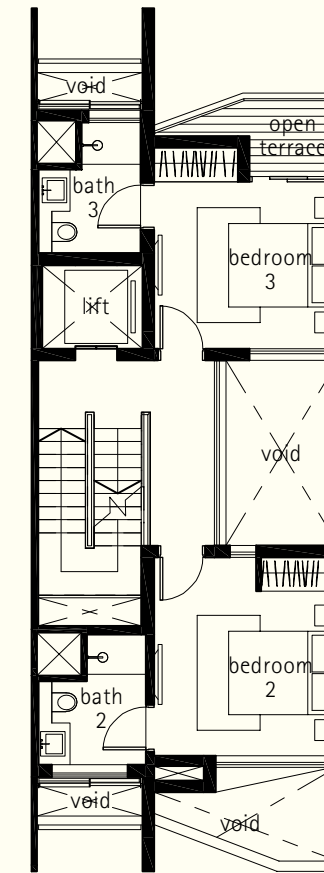
Estimated Floor Area:  
 399 sq m  
 inclusive of car porch, patio, open terrace, balcony,  
 open roof terrace, planter, RC ledge and A/C ledge



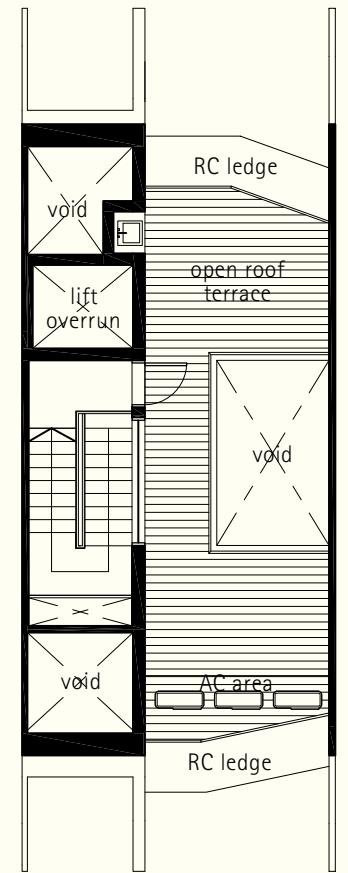
1st storey mezzanine



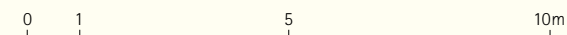
2nd storey



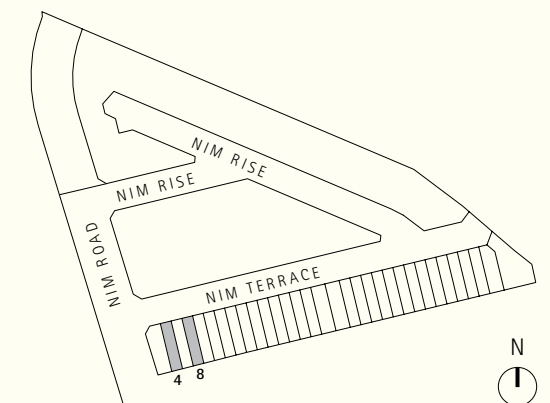
3rd storey



attic



Plans are subject to change as may be required or approved by the relevant Authorities.  
 Areas are estimates only and are subject to final survey. Building plan no. A1002-00004-2016-BP01 dated 22 December 2016 and A1002-00004-2016-BP02 dated 12 June 2017.

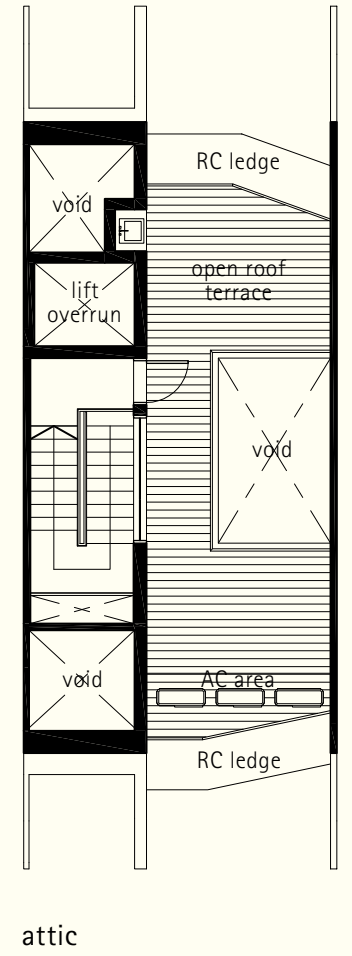
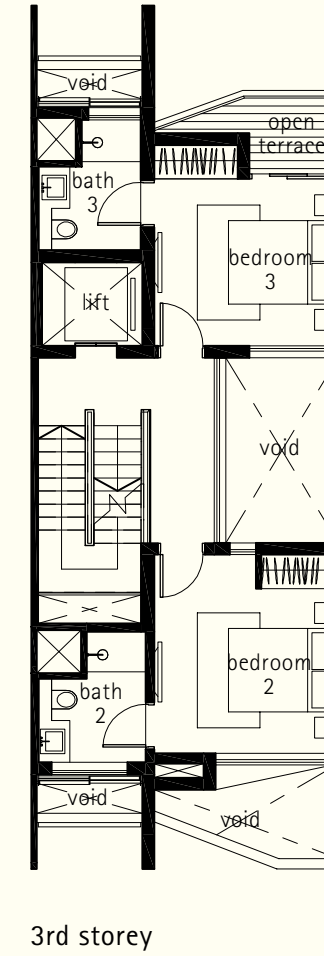
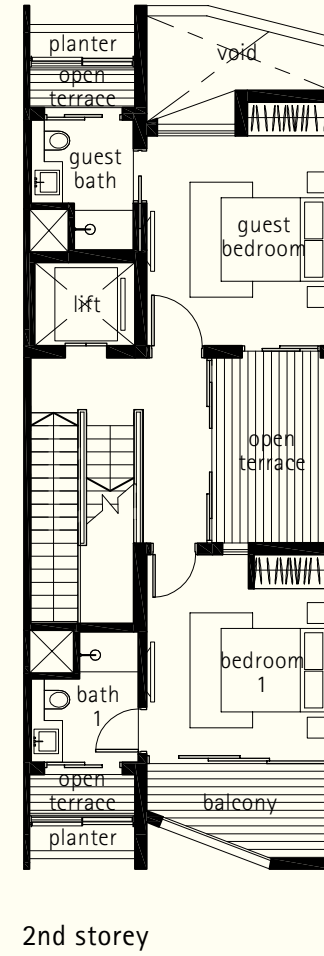
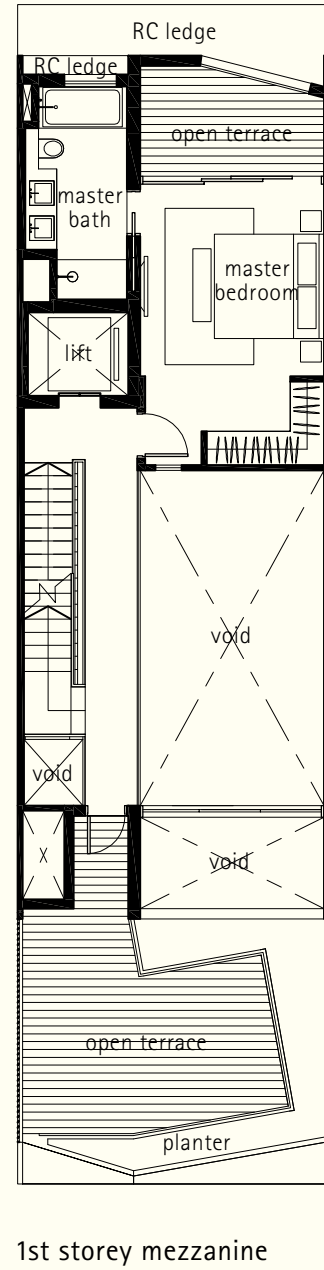
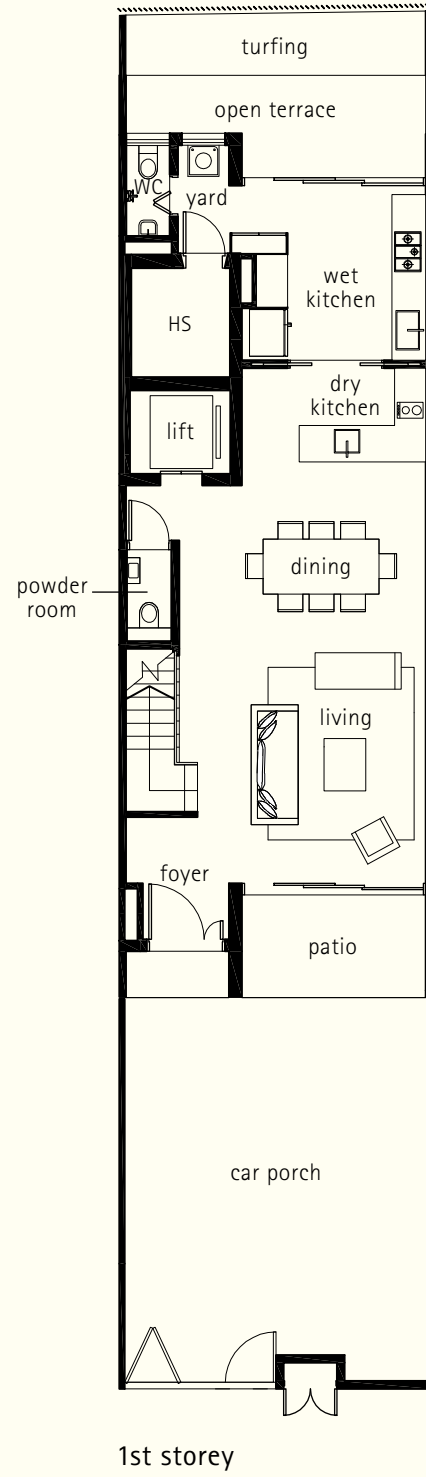




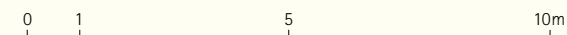
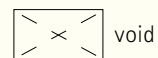
# TYPE B INTERMEDIATE TERRACE

House No. 6 Nim Terrace

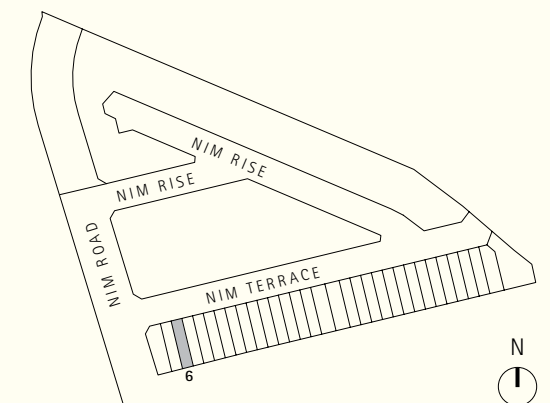
PHASE 2



Plot Area: 159.4 sq m | Estimated Floor Area: 399 sq m  
 inclusive of car porch, patio, open terrace, balcony, open roof terrace, planter, RC ledge and A/C ledge



Plans are subject to change as may be required or approved by the relevant Authorities.  
 Areas are estimates only and are subject to final survey. Building plan no. A1002-00004-2016-BP01 dated 22 December 2016 and A1002-00004-2016-BP02 dated 12 June 2017.



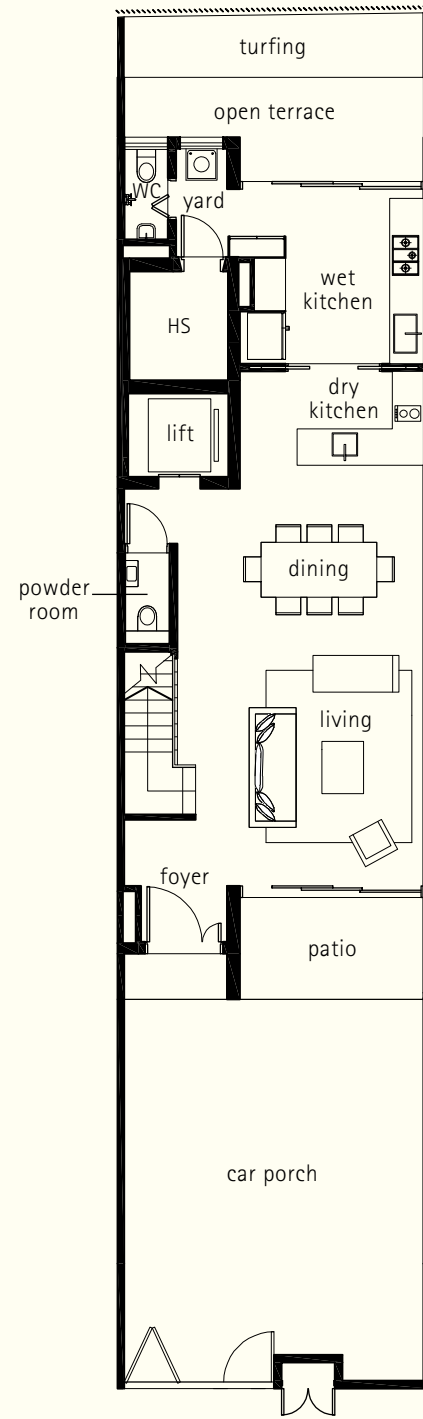
# TYPE B INTERMEDIATE TERRACE

House No. 10, 14, 18, 22, 26, 30, 36, 40, 44, 48, 52, 56, 60 Nim Terrace

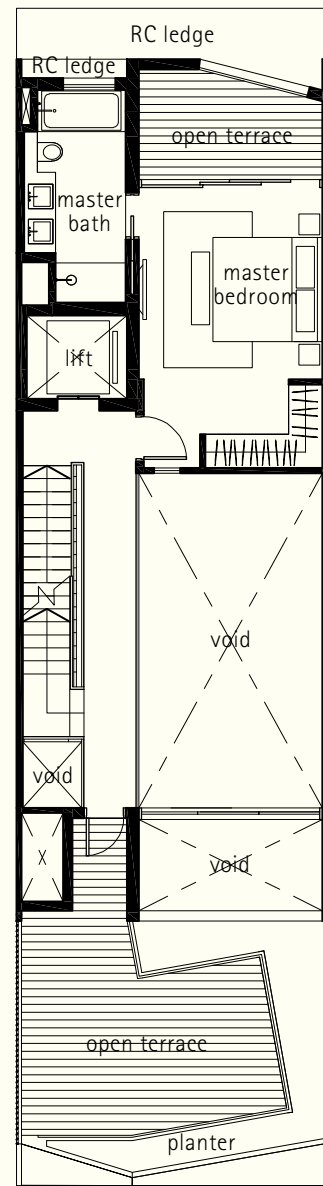
Plot Area:

House No. 10	158.4 sq m
House No. 14	157.4 sq m
House No. 18, 22, 26, 30, 36, 40, 44, 48, 52, 56, 60	156.7 sq m

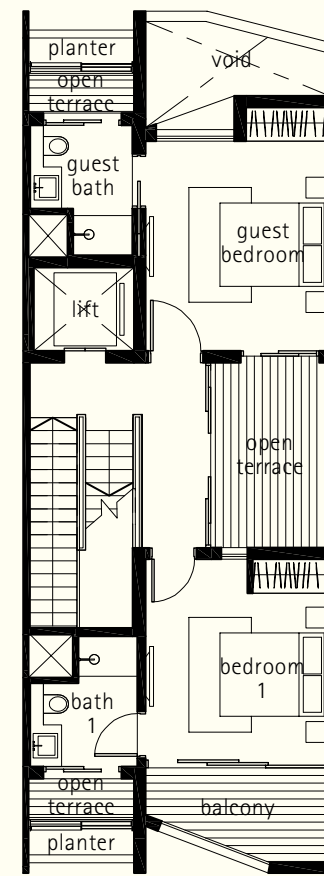
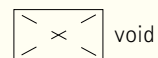
Estimated Floor Area:  
399 sq m  
inclusive of car porch, patio, open terrace, balcony,  
open roof terrace, planter, RC ledge and A/C ledge



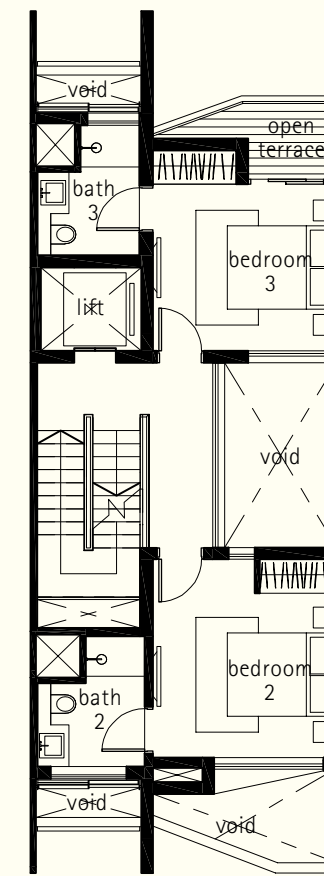
1st storey



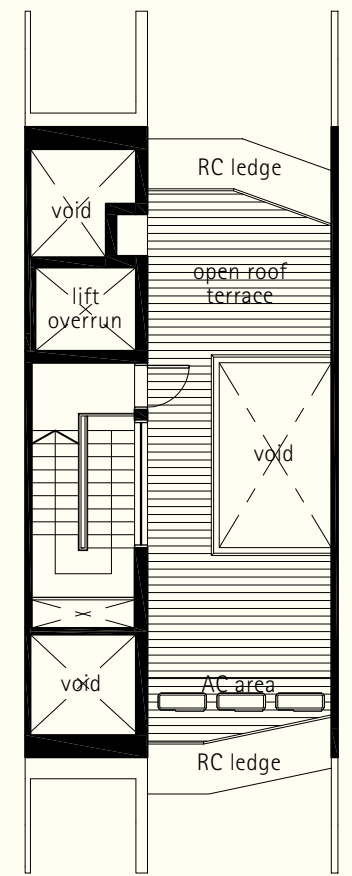
1st storey mezzanine



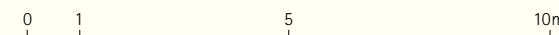
2nd storey



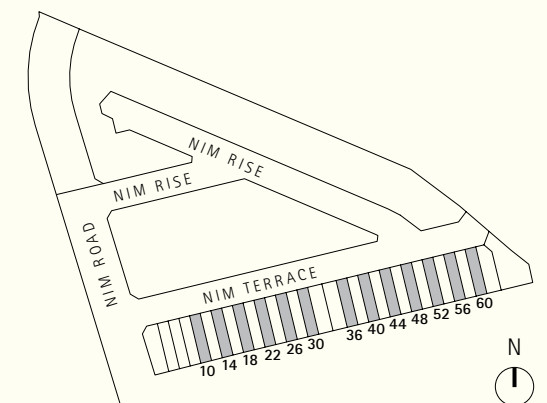
3rd storey



attic



Plans are subject to change as may be required or approved by the relevant Authorities.  
Areas are estimates only and are subject to final survey. Building plan no. A1002-00004-2016-BP01  
dated 22 December 2016 and A1002-00004-2016-BP02 dated 12 June 2017.





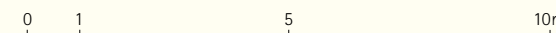
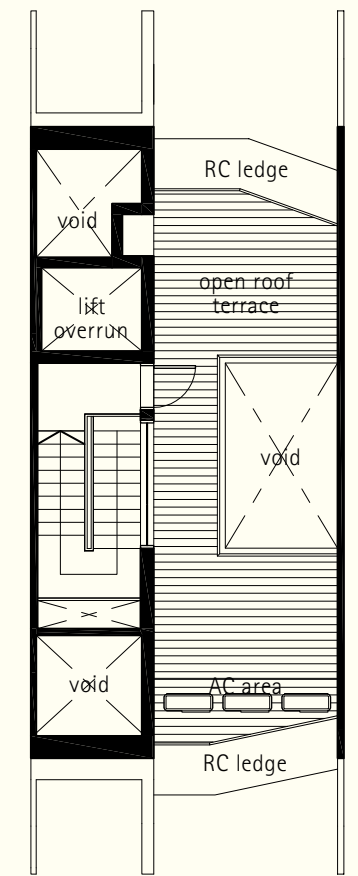
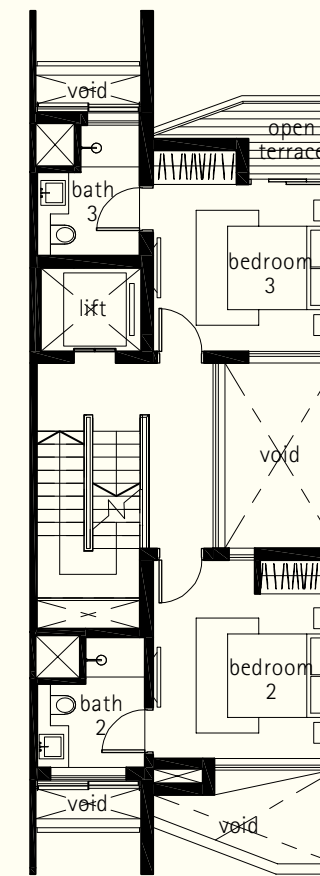
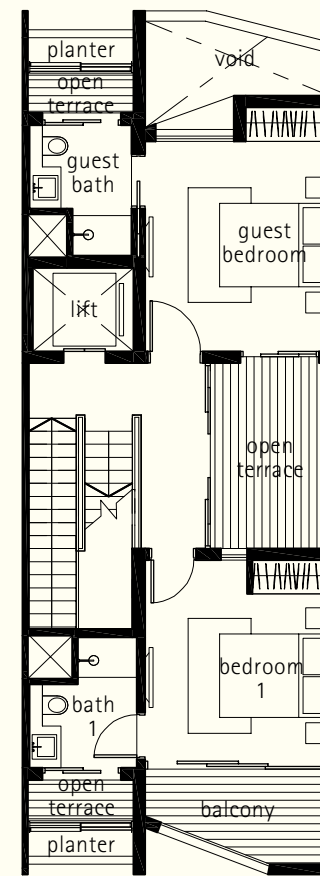
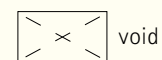
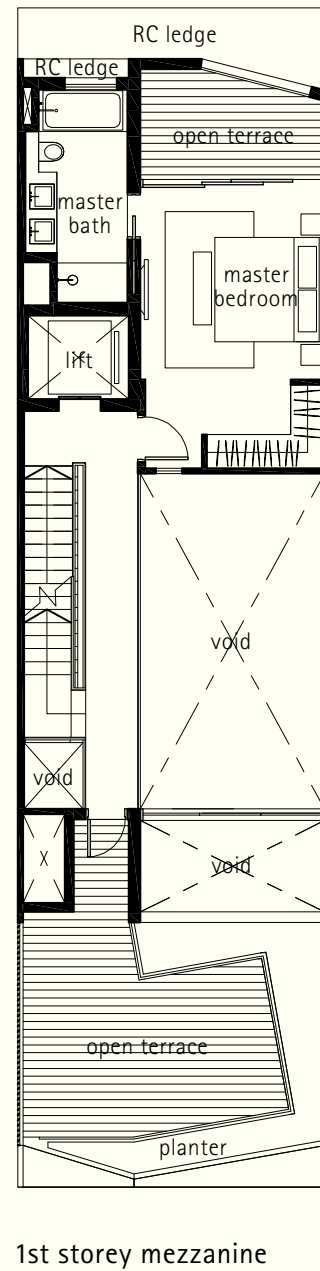
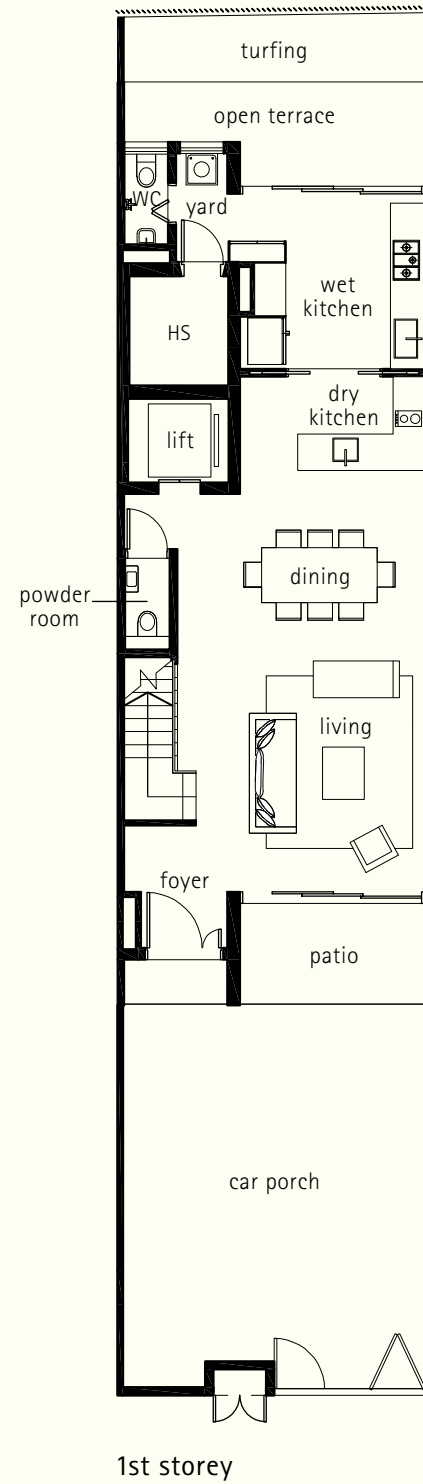
# TYPE B INTERMEDIATE TERRACE

House No. 12, 16, 20, 24, 28, 38, 42, 46, 50, 54, 58 Nim Terrace

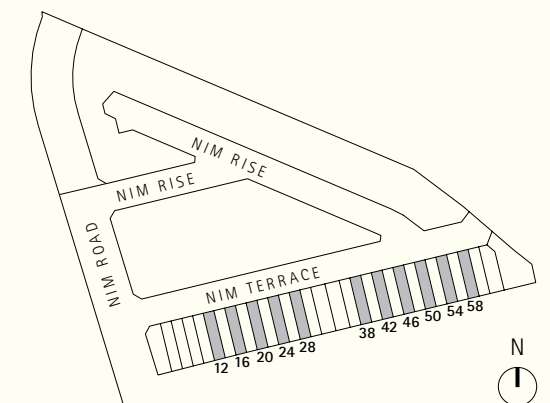
Plot Area:

House No. 12	157.9 sq m
House No. 16	156.9 sq m
House No. 20, 24, 28, 38, 42, 46, 50, 54, 58	156.7 sq m

Estimated Floor Area:  
399 sq m  
inclusive of car porch, patio, open terrace, balcony,  
open roof terrace, planter, RC ledge and A/C ledge



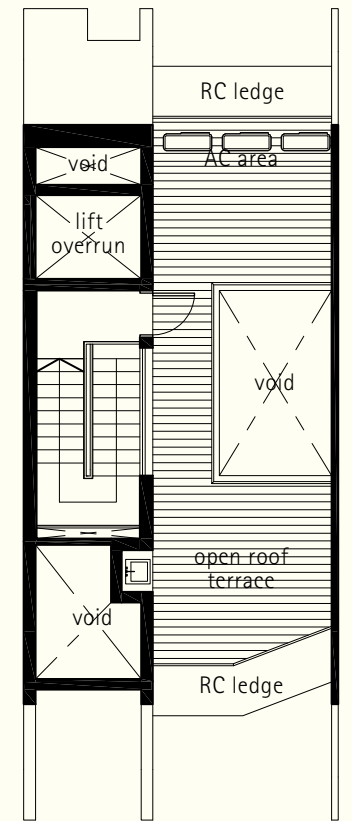
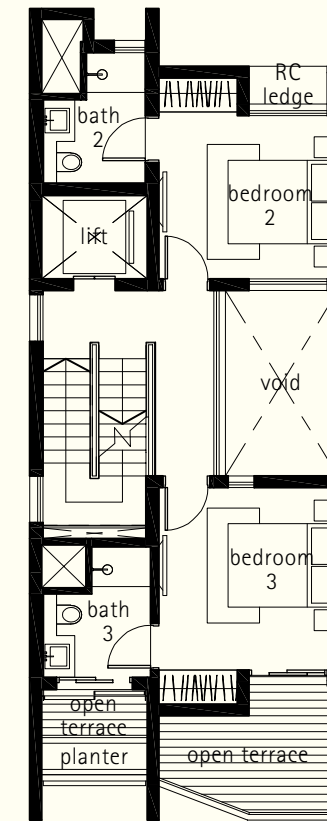
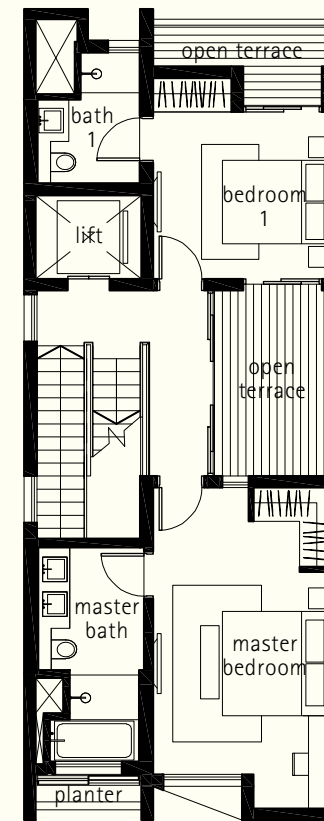
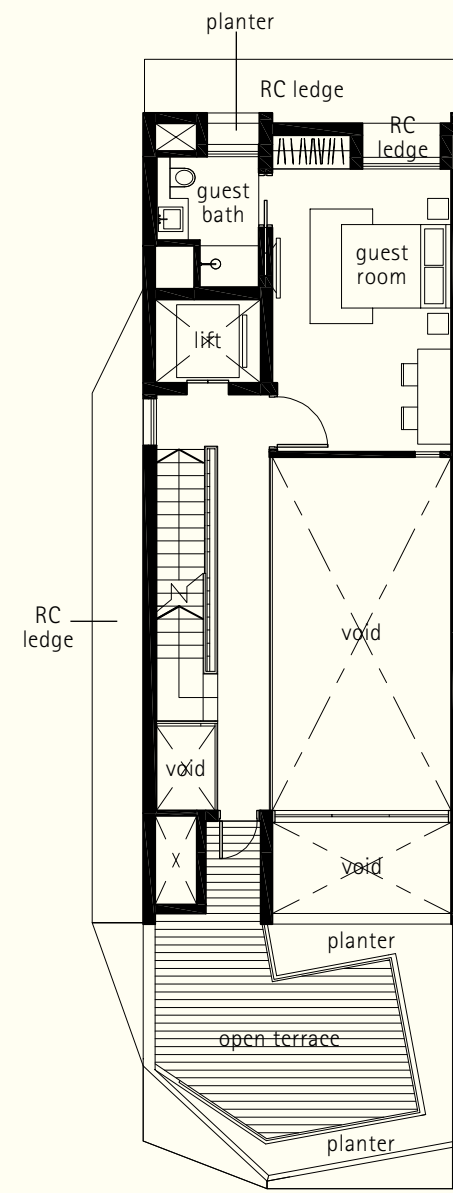
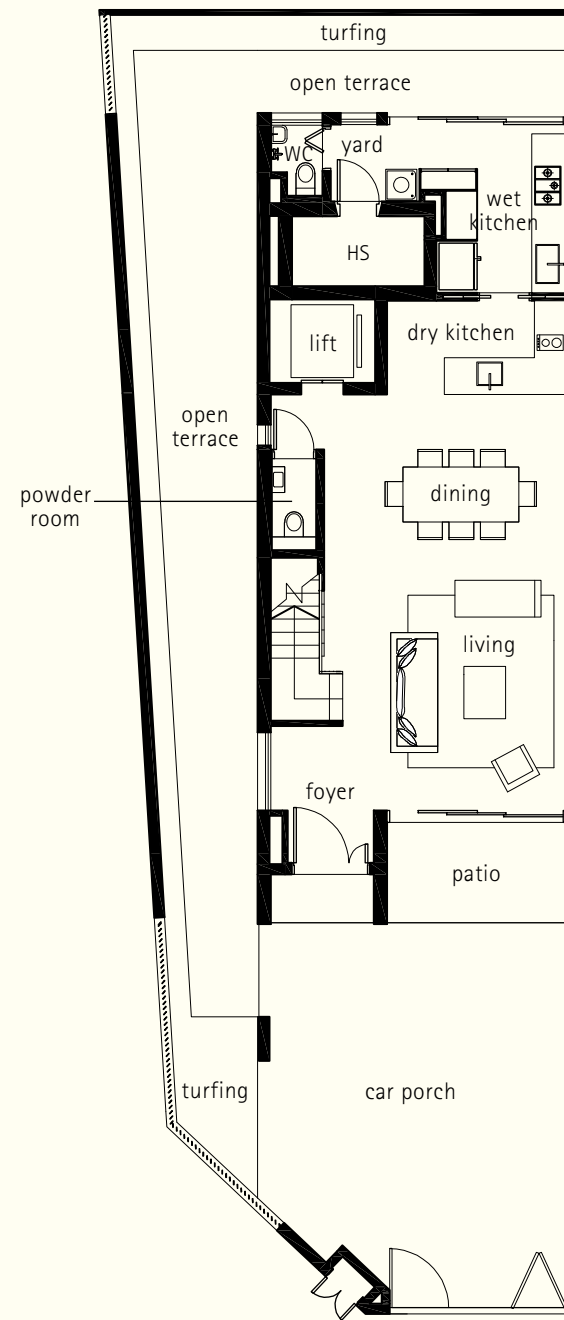
Plans are subject to change as may be required or approved by the relevant Authorities.  
Areas are estimates only and are subject to final survey. Building plan no. A1002-00004-2016-BP01  
dated 22 December 2016 and A1002-00004-2016-BP02 dated 12 June 2017.



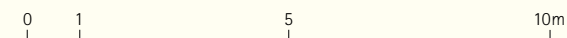
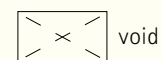
# TYPE A1 CORNER TERRACE

House No. 1 Nim Terrace

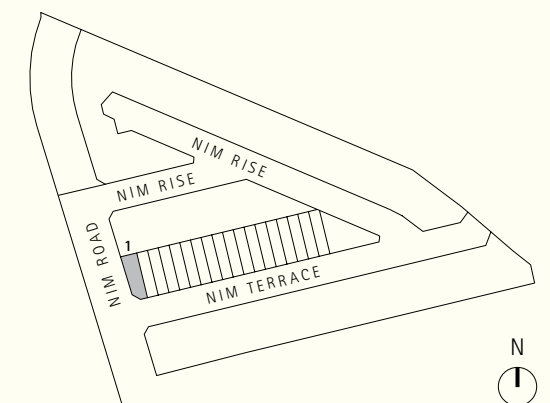
PHASE 2



Plot Area: 201.2 sq m | Estimated Floor Area: 390 sq m  
inclusive of car porch, patio, open terrace, balcony, open roof terrace, planter, RC ledge and A/C ledge



Plans are subject to change as may be required or approved by the relevant Authorities.  
Areas are estimates only and are subject to final survey. Building plan no. A1002-00004-2016-BP01 dated 22 December 2016 and A1002-00004-2016-BP02 dated 12 June 2017.

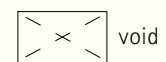
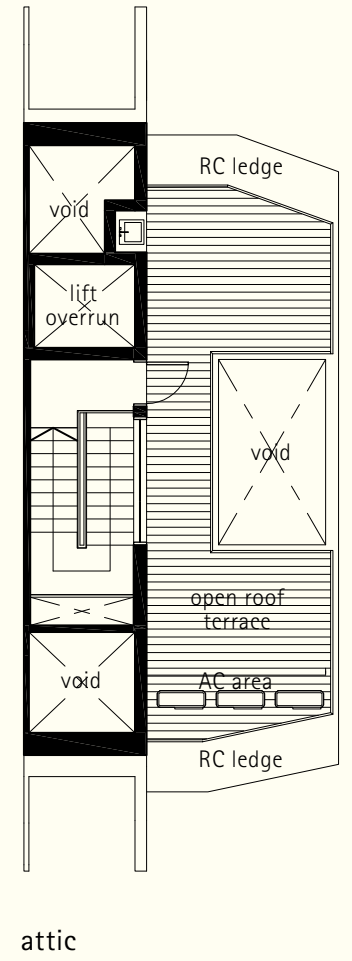
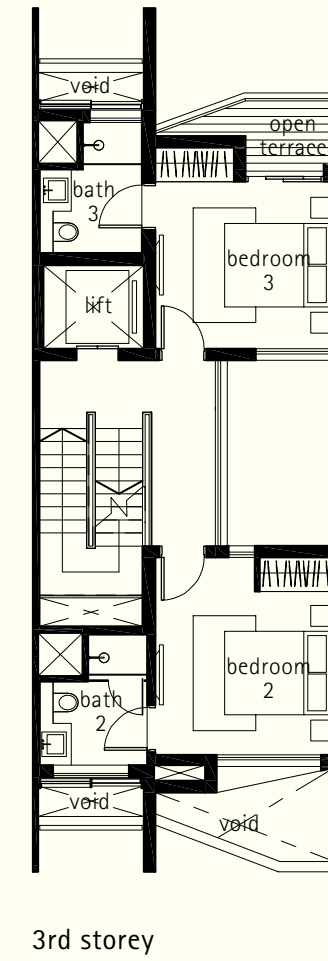
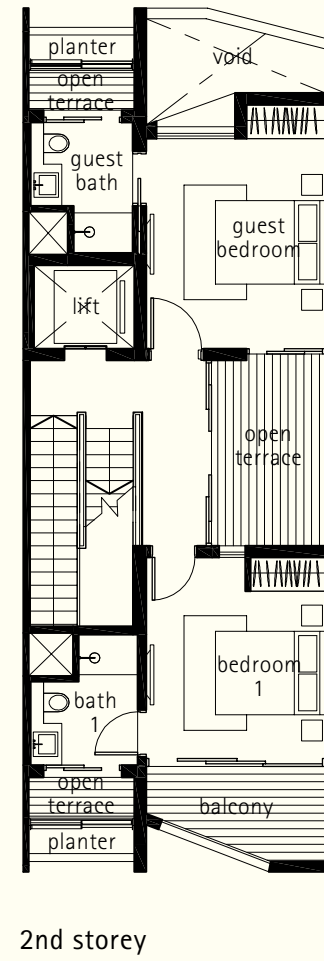
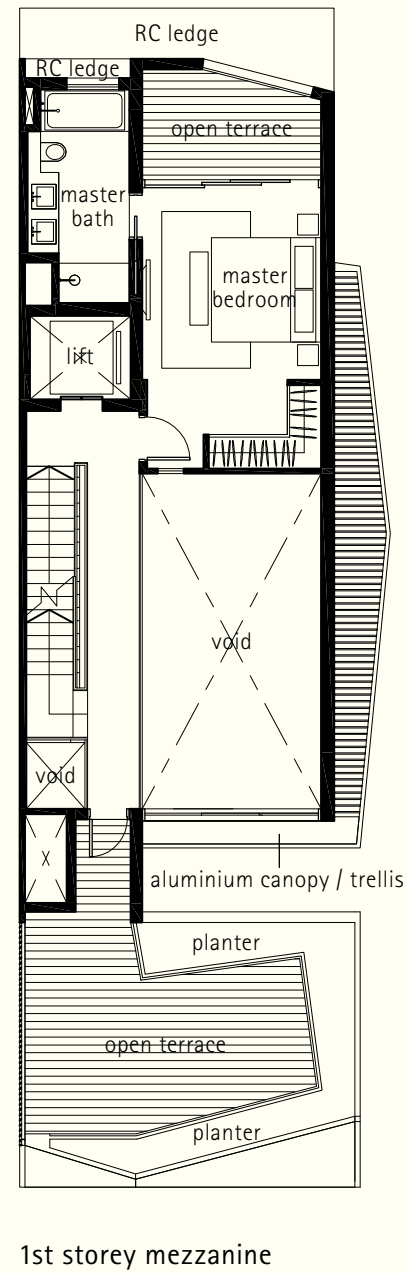
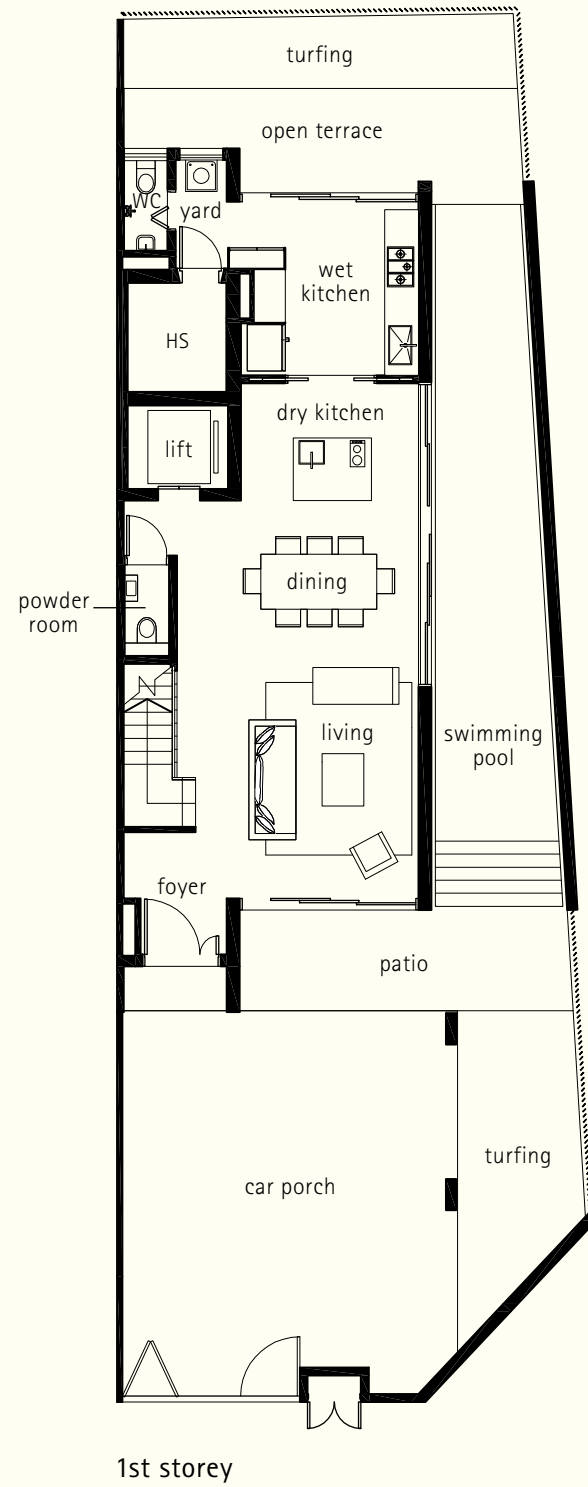




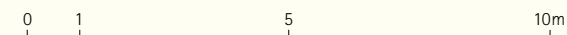
# TYPE B1 CORNER TERRACE

House No. 2 Nim Terrace

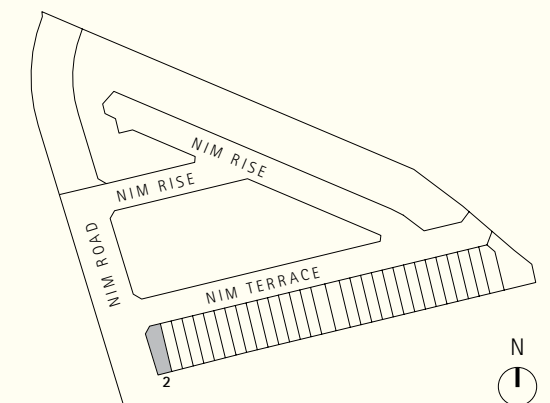
PHASE 2



Plot Area: 223.6 sq m | Estimated Floor Area: 403 sq m  
 inclusive of car porch, patio, open terrace, balcony, open roof terrace, planter, RC ledge and A/C ledge



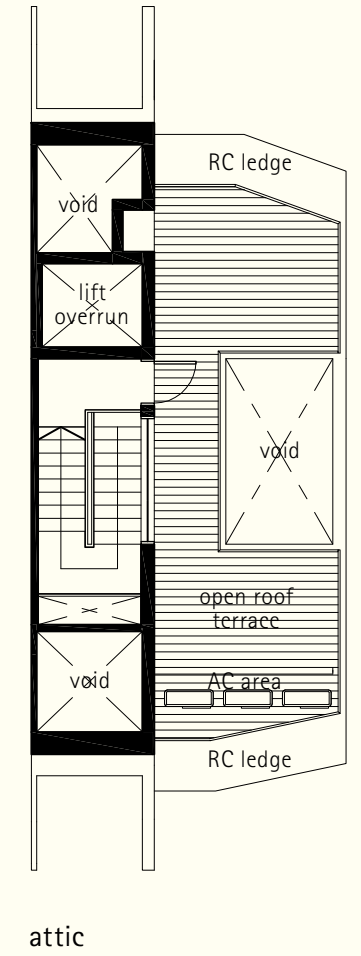
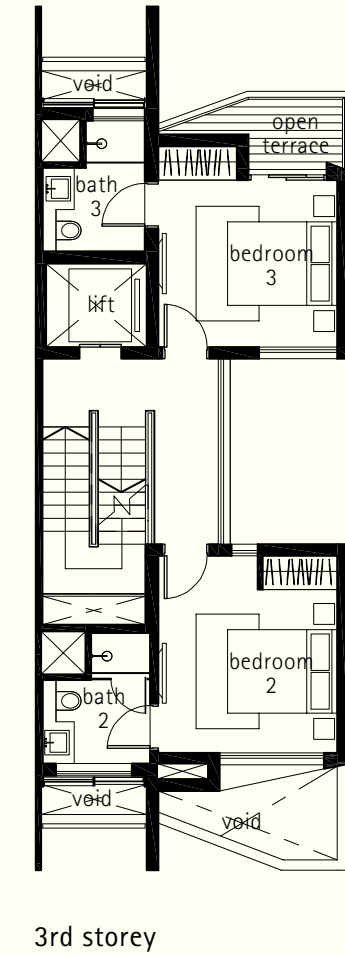
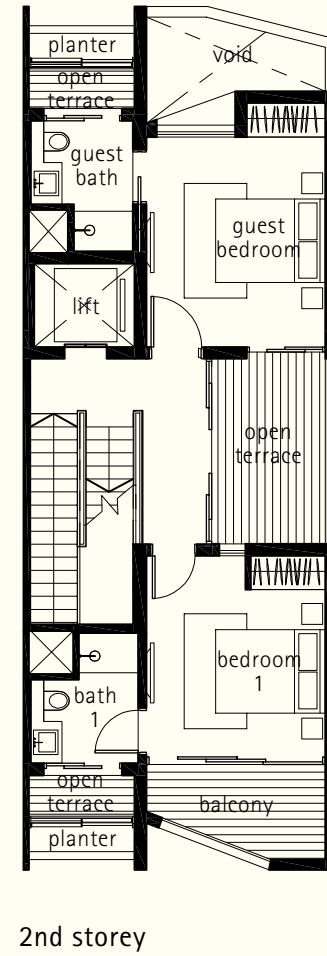
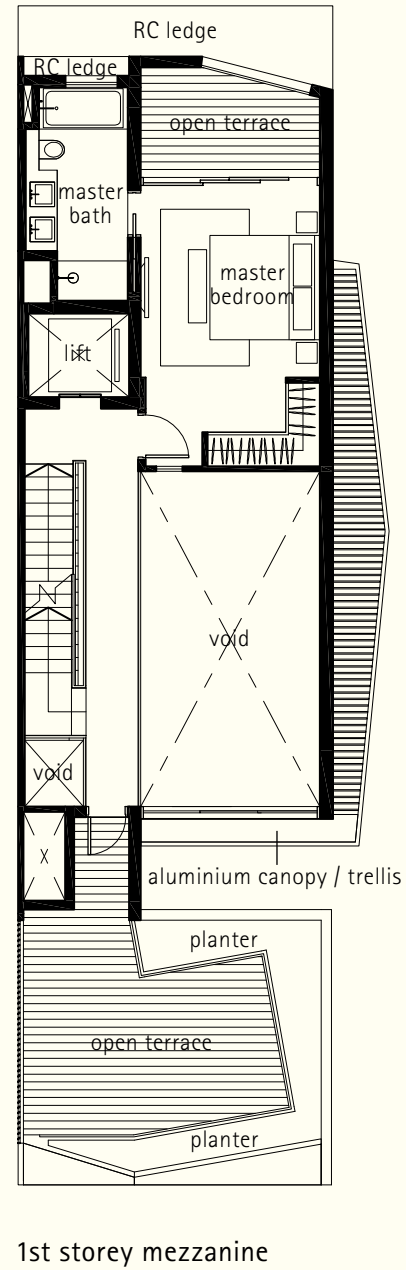
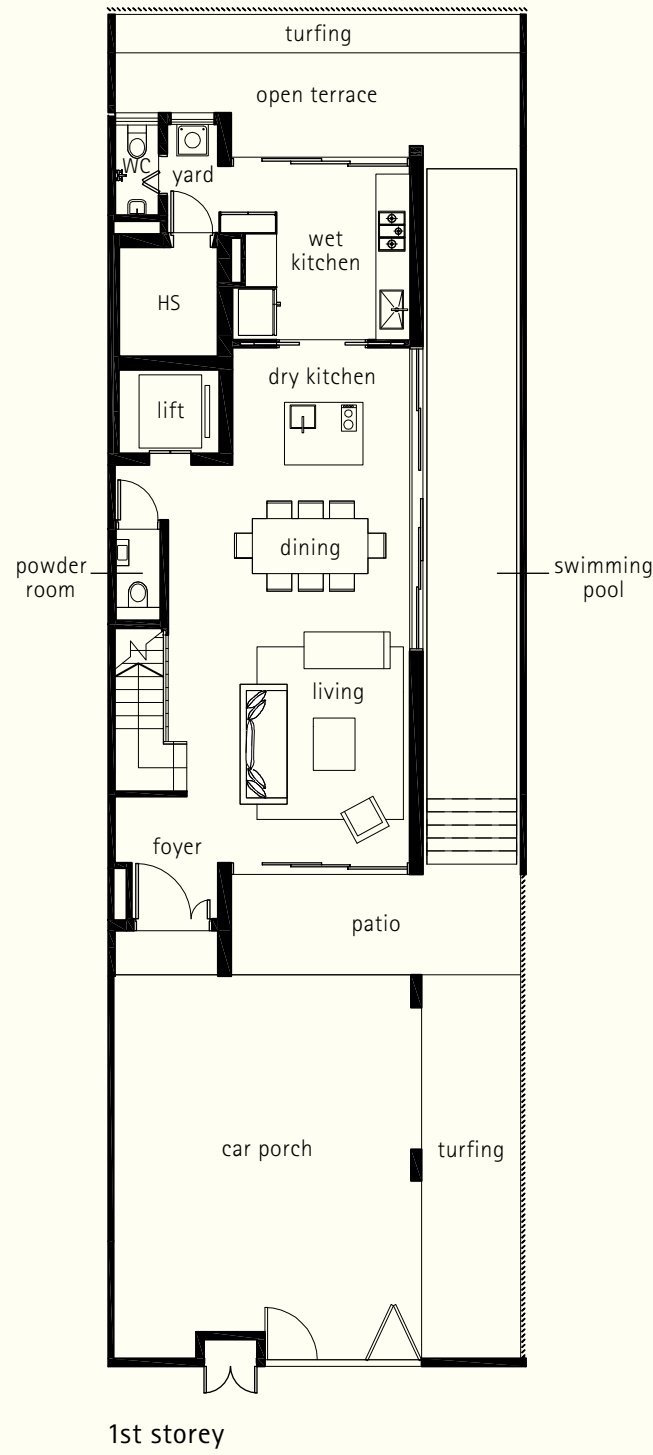
Plans are subject to change as may be required or approved by the relevant Authorities.  
 Areas are estimates only and are subject to final survey. Building plan no. A1002-00004-2016-BP01 dated 22 December 2016 and A1002-00004-2016-BP02 dated 12 June 2017.



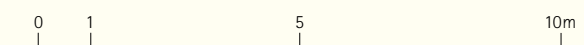
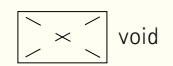
# TYPE B1 CORNER TERRACE

House No. 34 Nim Terrace

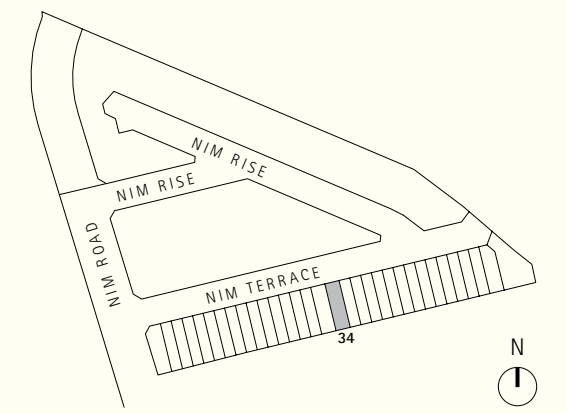
PHASE 2



Plot Area: 208.9 sq m | Estimated Floor Area: 403 sq m  
inclusive of car porch, patio, open terrace, balcony, open roof terrace, planter, RC ledge and A/C ledge



Plans are subject to change as may be required or approved by the relevant Authorities.  
Areas are estimates only and are subject to final survey. Building plan no. A1002-00004-2016-BP01 dated 22 December 2016 and A1002-00004-2016-BP02 dated 12 June 2017.

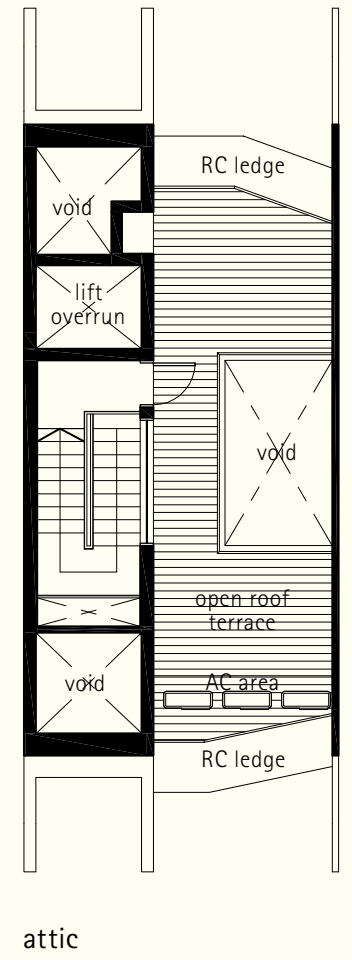
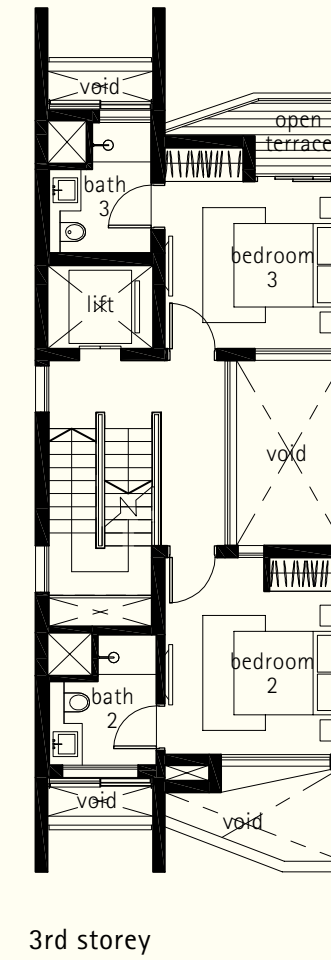
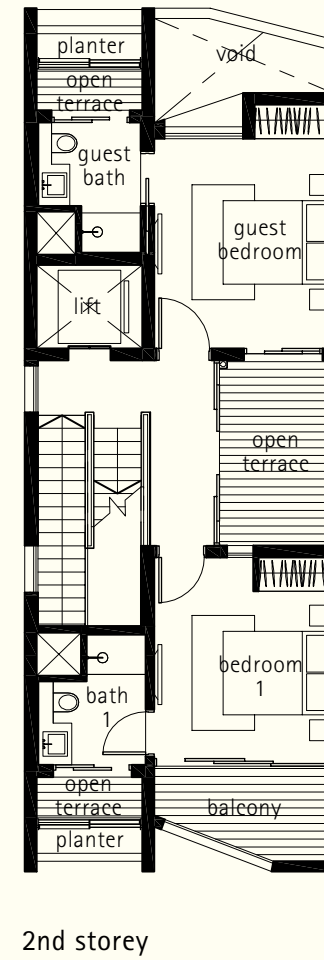
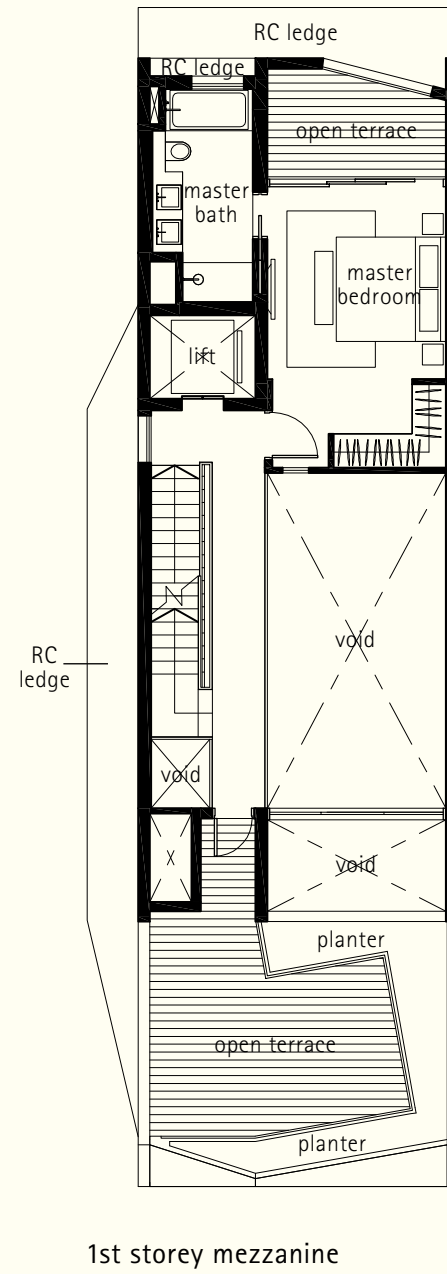
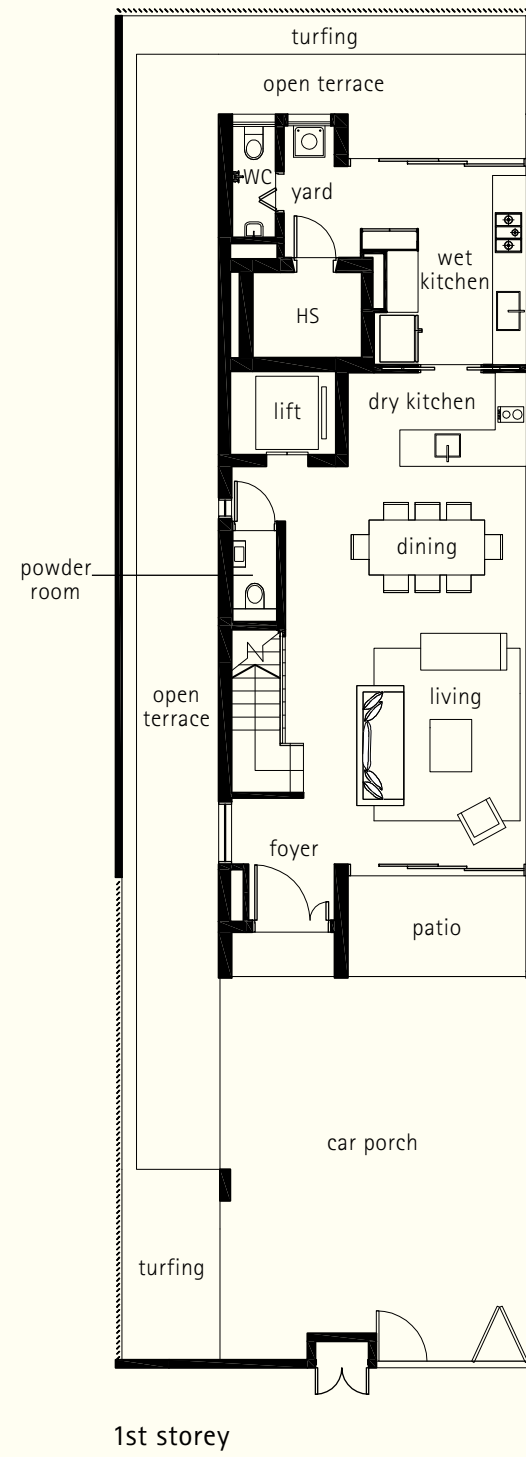




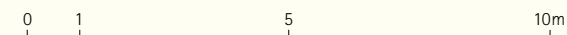
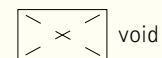
# TYPE B2 CORNER TERRACE

House No. 32 Nim Terrace

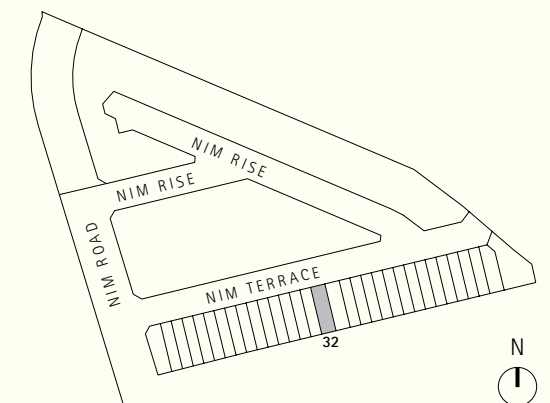
PHASE 2



Plot Area: 208.9 sq m | Estimated Floor Area: 399 sq m  
 inclusive of car porch, patio, open terrace, balcony, open roof terrace, planter, RC ledge and A/C ledge



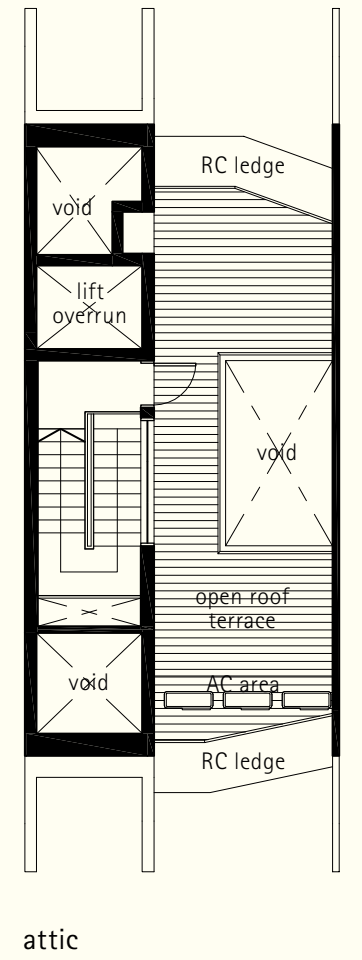
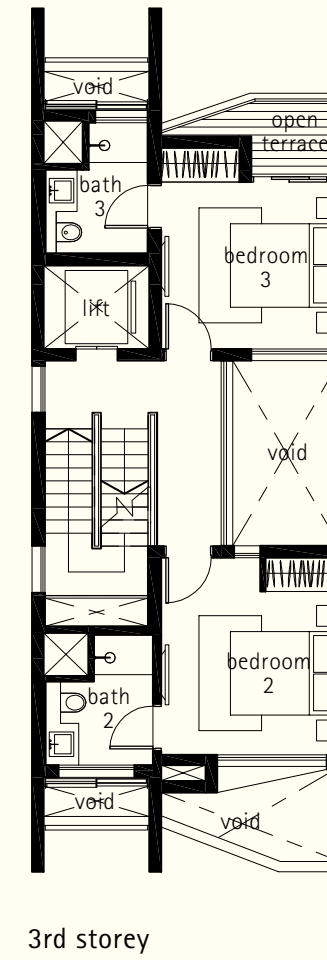
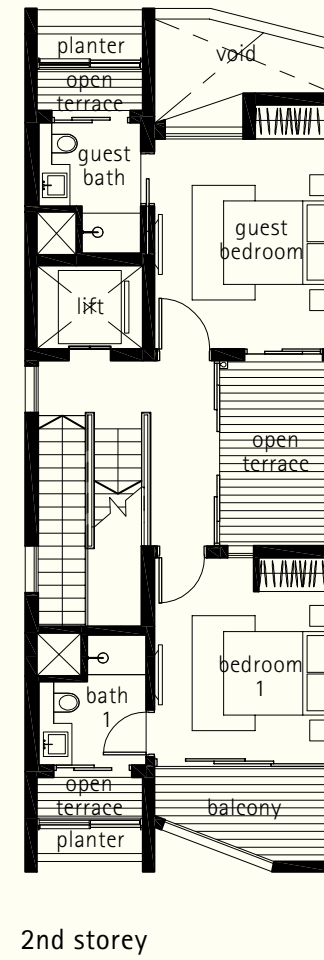
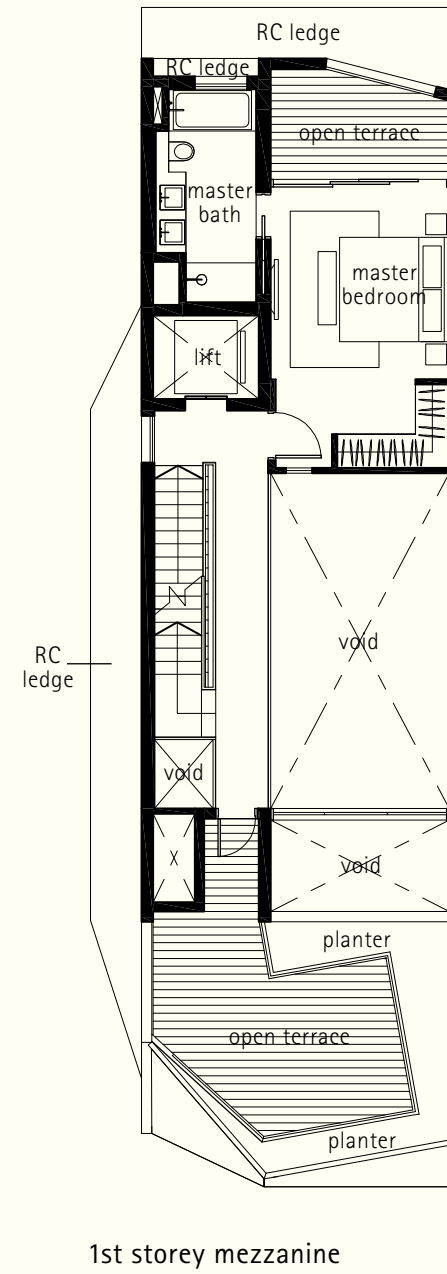
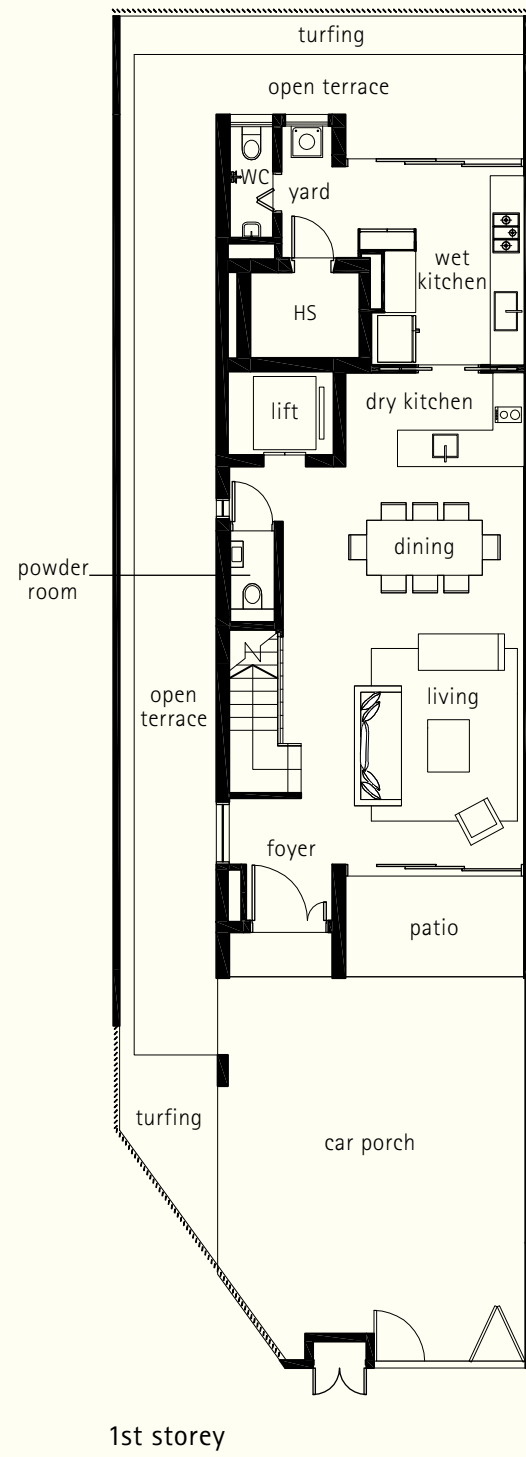
Plans are subject to change as may be required or approved by the relevant Authorities.  
 Areas are estimates only and are subject to final survey. Building plan no. A1002-00004-2016-BP01 dated 22 December 2016 and A1002-00004-2016-BP02 dated 12 June 2017.



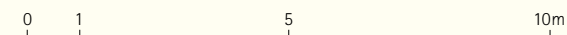
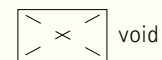
# TYPE B2 CORNER TERRACE

House No. 62 Nim Terrace

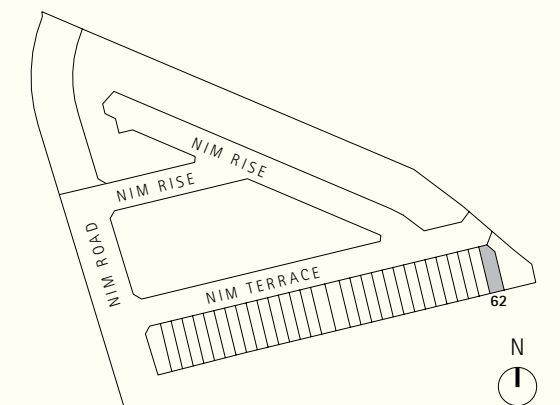
PHASE 2



Plot Area: 201.4 sq m | Estimated Floor Area: 399 sq m  
 inclusive of car porch, patio, open terrace, balcony, open roof terrace, planter, RC ledge and A/C ledge



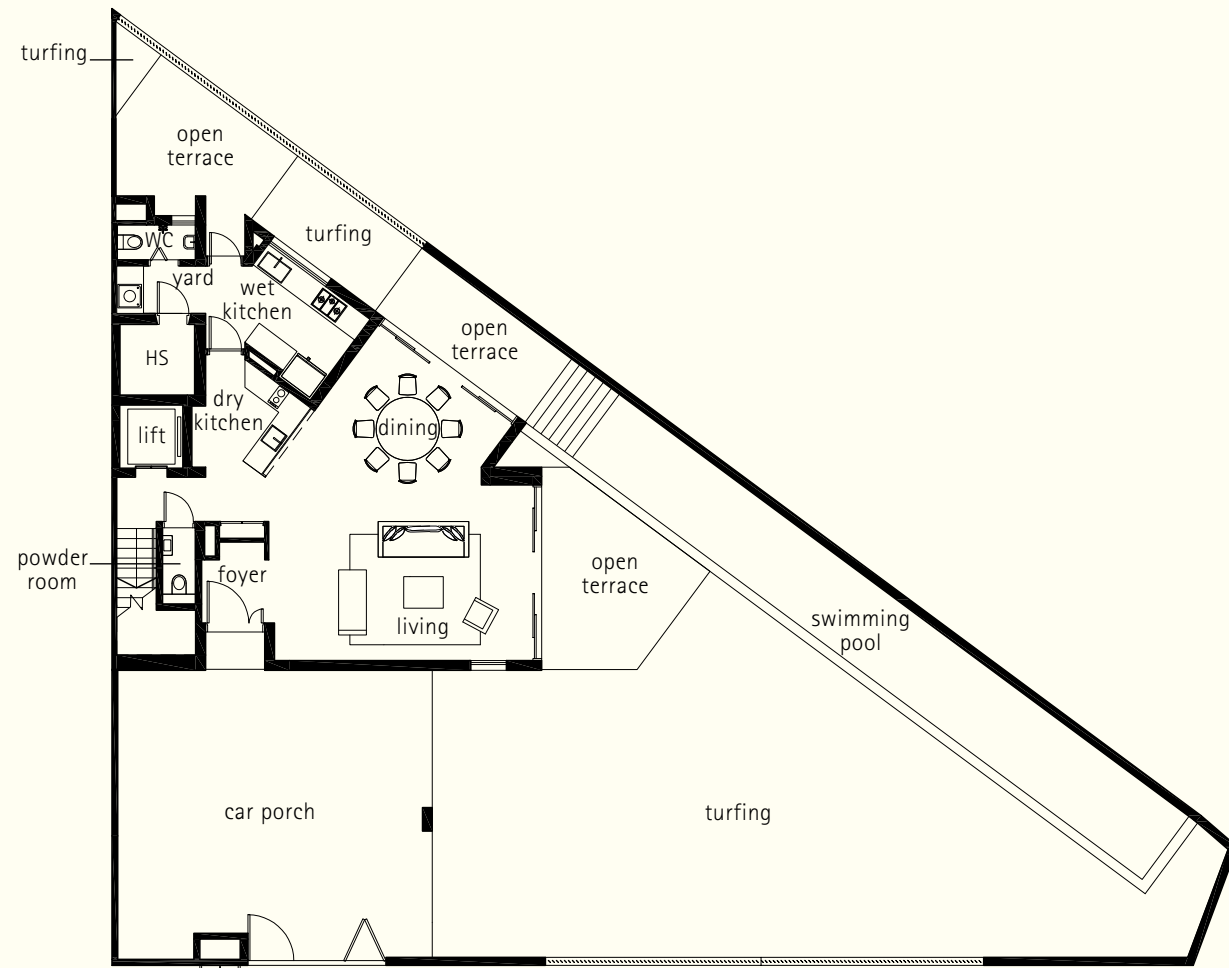
Plans are subject to change as may be required or approved by the relevant Authorities.  
 Areas are estimates only and are subject to final survey. Building plan no. A1002-00004-2016-BP01 dated 22 December 2016 and A1002-00004-2016-BP02 dated 12 June 2017.





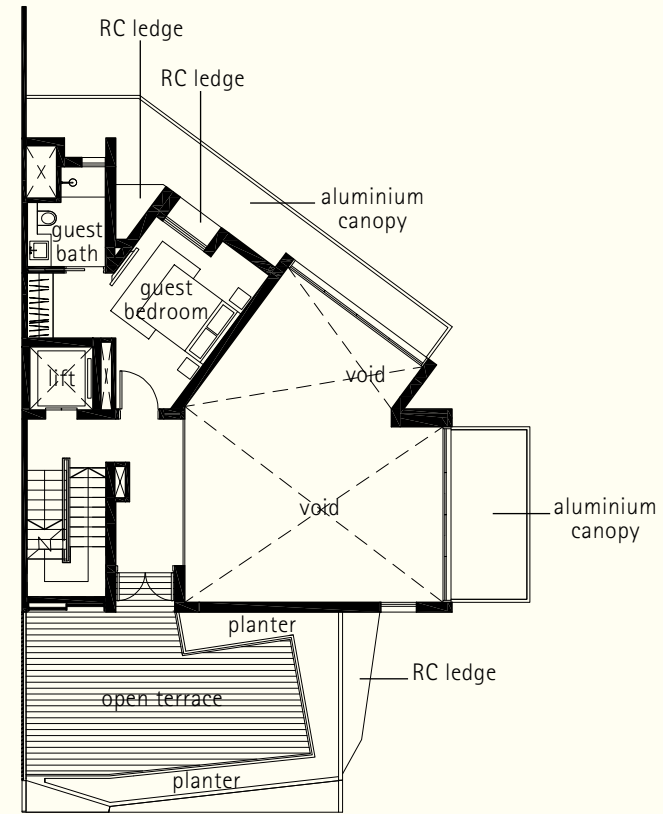
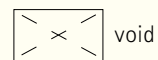
# TYPE G CORNER TERRACE

House No. 37 Nim Terrace

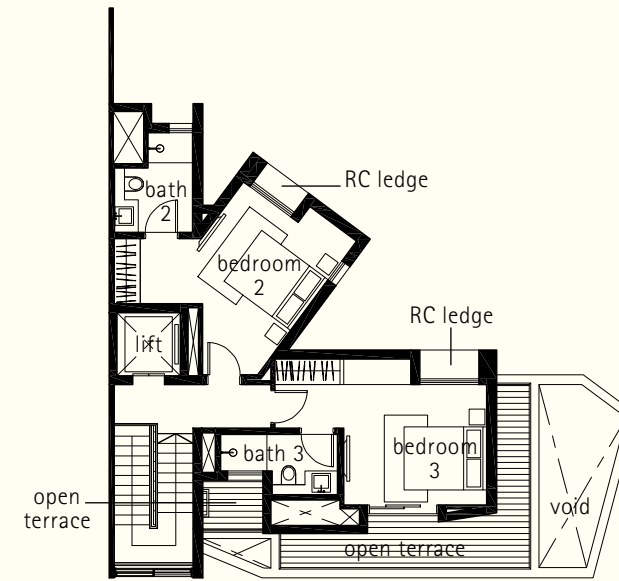


1st storey

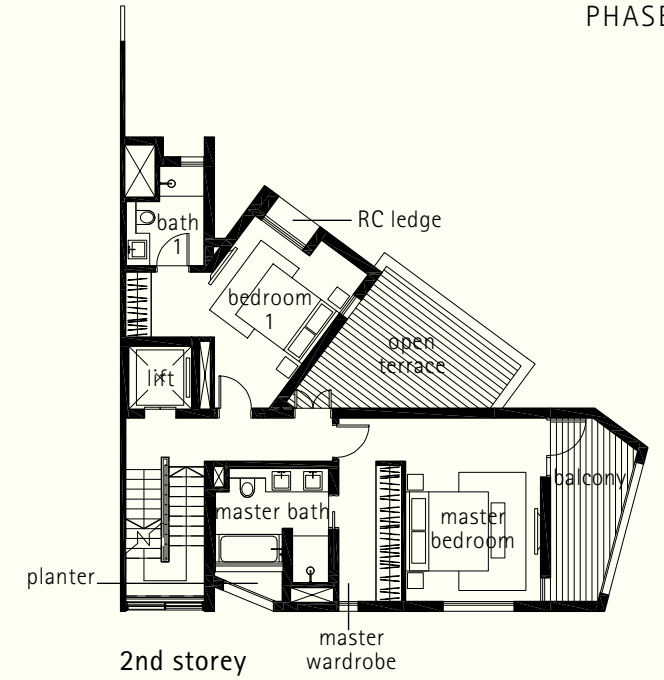
Plot Area: 388.7 sq m | Estimated Floor Area: 410 sq m  
 inclusive of car porch, patio, open terrace, balcony, open roof terrace, planter, RC ledge and A/C ledge



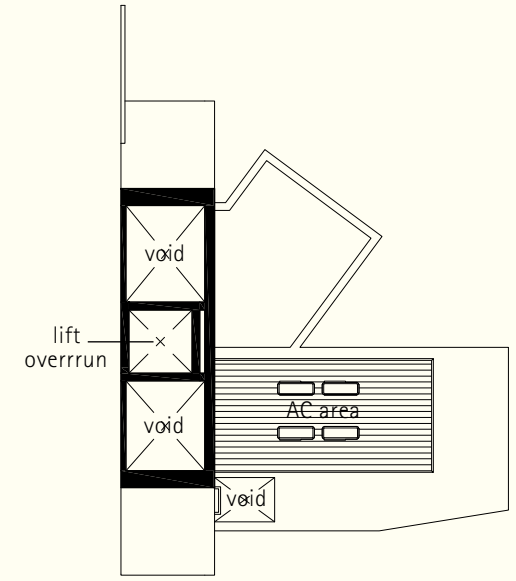
1st storey mezzanine



3rd storey

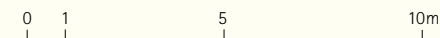


2nd storey

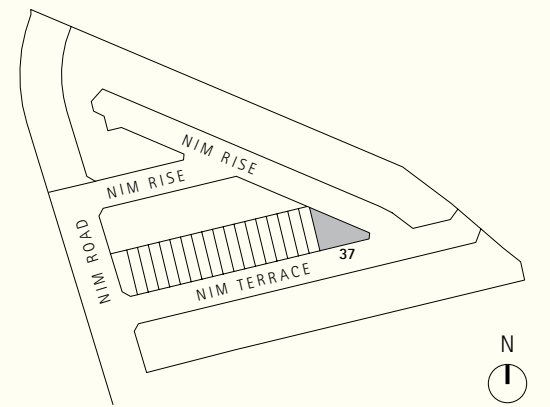


attic

PHASE 2



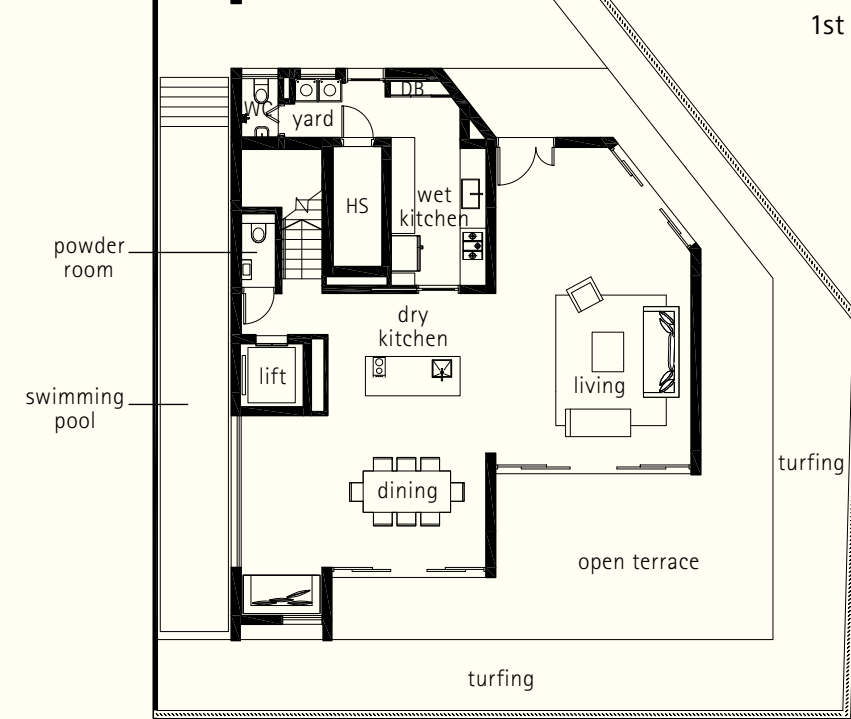
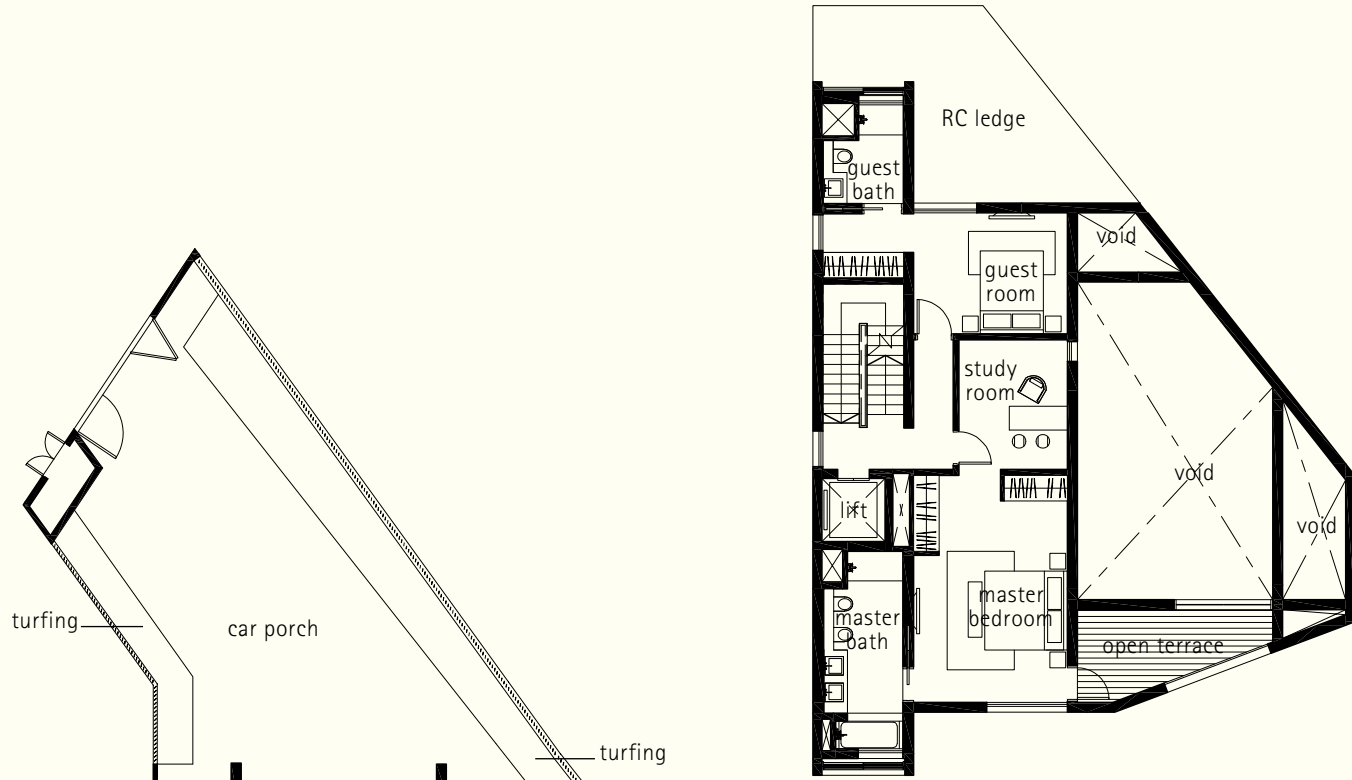
Plans are subject to change as may be required or approved by the relevant Authorities.  
 Areas are estimates only and are subject to final survey. Building plan no. A1002-00004-2016-BP01 dated 22 December 2016 and A1002-00004-2016-BP02 dated 12 June 2017.



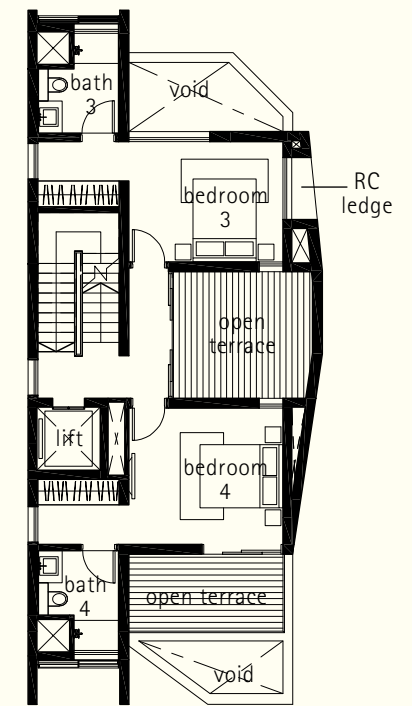
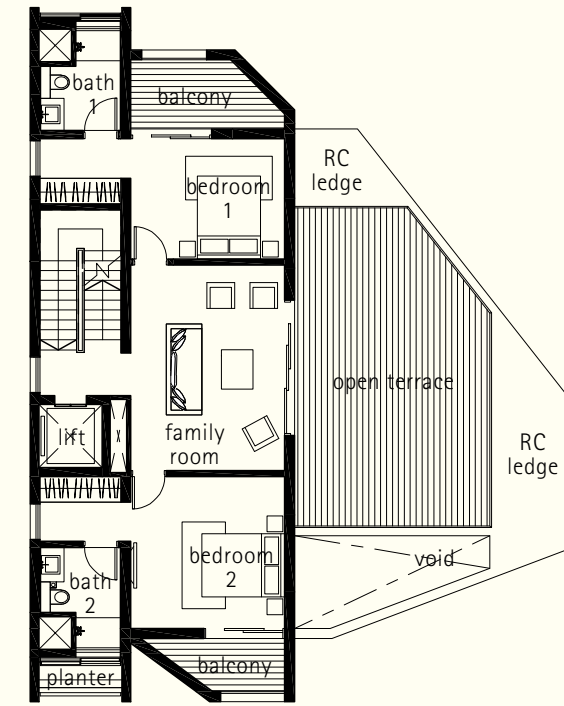
**TYPE C DETACHED**

House No. 64 Nim Terrace

PHASE 2

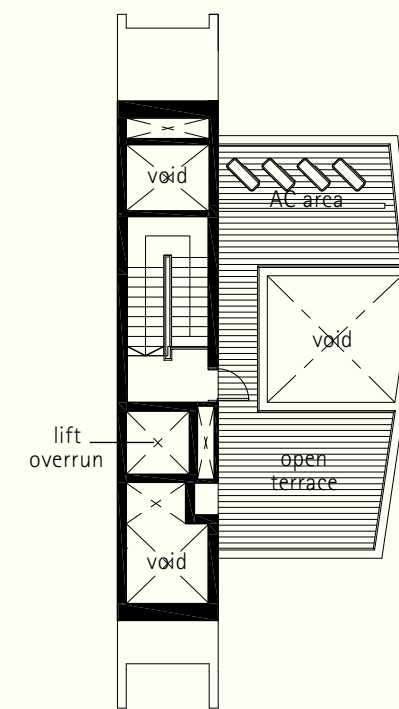


1st storey mezzanine

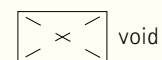


2nd storey

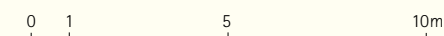
3rd storey



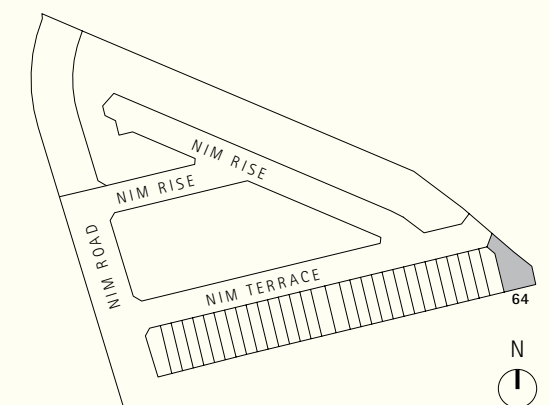
attic



Plot Area: 404.7 sq m | Estimated Floor Area: 554 sq m  
 inclusive of car porch, patio, open terrace, balcony, open roof terrace, planter, RC ledge and A/C ledge



Plans are subject to change as may be required or approved by the relevant Authorities.  
 Areas are estimates only and are subject to final survey. Building plan no. A1002-00004-2016-BP01 dated 22 December 2016 and A1002-00004-2016-BP02 dated 12 June 2017.







## Our Mission

As a leading and experienced property developer, we are committed to designing and building fine quality homes that satisfy the aspirations and lifestyles of our customers, for generations to come.

## Our Milestones

For over half a century, Bukit Sembawang Group has built many of Singapore's renowned and established residential developments comprising landed homes, private condominiums and apartments.

## Our Commitment

We value every customer, every family, and we shall remain dedicated to creating quality homes that property owners will love, cherish and appreciate – for generation after generation.

## Our Projects

Our widely acclaimed portfolios of high-end private condominiums and apartments include completed projects such as Parc Mondrian, Verdure, Paterson Suites, The Vermont on Cairnhill, Skyline Residences, Paterson Collection and Watercove, which started construction recently. We have also completed our landed properties Mimosa Terrace, Saraca Gardens and Luxus Hills Phase 1 to 7, with Phase 8 and 9 due for completion soon.

Bukit Sembawang Group started developing landed properties in the 1950s and was incorporated in Singapore in 1967. It is one of the pioneer companies that obtained public-listing on SGX Mainboard in 1968. The Group now focuses on property development investments and other property-related activities.



Paterson Collection



Watercove

**Developer**  
Bukit Sembawang Estates Limited

**Architect**  
W Architects Pte Ltd

For enquiries: 6481 2262  
[www.nim.collection.com.sg](http://www.nim.collection.com.sg)

HOMES FOR EVERY GENERATION 时代家居 世代家园

Another quality development by



A member of



**Project Details:**

Developer: Singapore United Estates (Pte) Limited (Co. Regn No: 195500005N) Developer's Licence No. C1204 for Phase 1, C1205 for Phase 2. Tenure: 99-year leasehold commencing from 13 October 2016. Expected Date of Vacant Possession for Phase 1: 31 March 2021, Phase 2: 30 June 2021. Expected Date of Legal Completion: Phase 1: 31 March 2024, Phase 2: 30 June 2024. Lot No.18257X MK 18. Building Plan Approval No: Phase 1: A1002-00003-2016-BP01 dated 13 January 2017, A1002-00003-2016-BP02 dated 29 June 2017, Phase 2: A1002-00004-2016-BP01 dated 22 December 2016 and A1002-00004-2016-BP02 dated 12 June 2017. Encumbrance: NIL.

**Disclaimer:**

While reasonable care has been taken in preparing the information contained herein, neither the developer nor its agent(s) will be held responsible for any inaccuracies or omissions. All statements are believed to be correct but shall not be regarded as statements or representations of fact. All information and specifications are current at the time of print, subject to changes as may be required by the developer. All plans and models are not to scale unless expressly stated and are subject to amendments as may be required by the developer or as may be required or approved by the relevant authorities. Renderings and illustrations are artist's impressions only and photographs are only décor suggestions and cannot be regarded as representations of fact. The Sale and Purchase Agreement, including the Specifications of the Building contained therein, embodies all the terms and conditions between the developer and the purchaser and supersedes and cancels in all aspects all previous representations, warranties, promises, inducements or statements of intention, whether written or oral made by the developer and/or the developer's agent which are not embodied in the Sale and Purchase Agreement.



